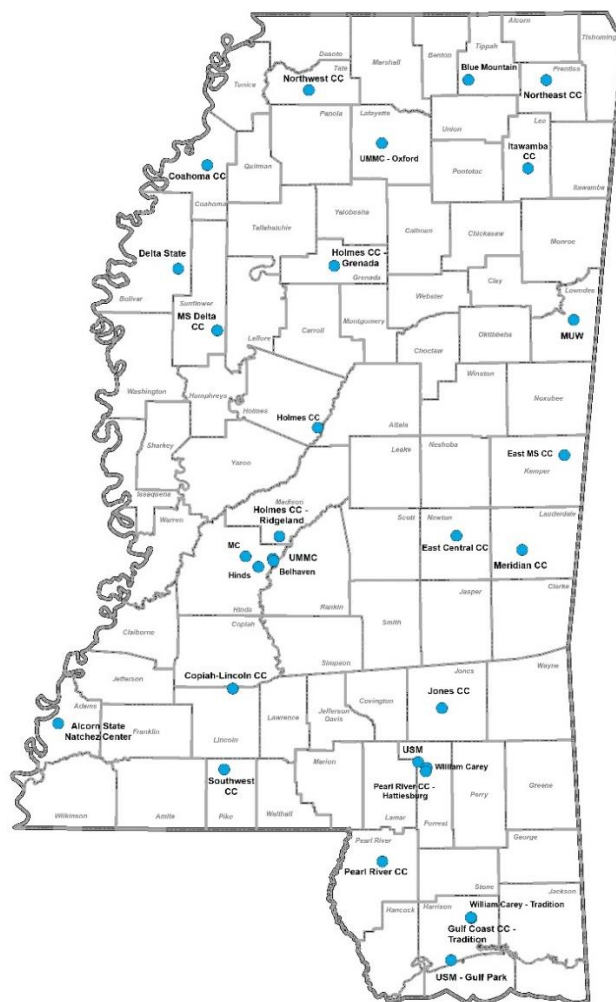


ANNUAL REPORT FOR MISSISSIPPI NURSING DEGREE PROGRAMS

Nursing Education in **MISSISSIPPI**



Melissa Temple, PhD, MSN, RN
Director of Nursing Education

May 16, 2024

Office of Academic and Student Affairs
Mississippi Institutions of Higher Learning

TABLE OF CONTENTS

Admissions by Academic Year	Page 3
Qualified Applicants	Page 6
Enrollment by Fall Term	Page 7
Baccalaureate Enrollment (Prelicensure & RN to BSN)	Page 9
Graduate Program Enrollment by Clinical Practice Role	Page 10
Graduates by Academic Year	Page 11
Associate and Baccalaureate Graduates	Page 13
Masters and Doctoral Graduates	Page 14
NCLEX-RN® Pass Rates	Page 15
Student/Faculty Ratios	Page 16
Faculty Vacancies and Preparation by Institution	Page 17
Retirement Eligibility	Page 19
Degree Completion Rates by Degree Level	Page 20
Nurse Practitioner and Nurse Anesthesia Certification Rates	Page 23
National Accreditation Status and Schedule	Page 24
Demographic Make-up Prelicensure RN Students	Page 25

Admissions by Academic Year

College/University Nursing Program	2018 / 2019	2019/ 2020	2020/ 2021	2021/ 2022	2022/ 2023	5-Year Average	5-Year Change
Associate							
Alcorn State University	23	24	30	32	29	28	26.1%
Coahoma Community College	30	31	28	38	40	33	33.3%
Copiah-Lincoln Community College	40	41	39	42	43	41	7.5%
East Central Community College	63	58	52	53	60	57	-4.8%
East Mississippi Community College	47	71	68	68	92	69	95.7%
Hinds Community College	264	233	222	226	201	229	-23.9%
Holmes Community College	158	169	174	173	184	172	16.5%
Itawamba Community College	133	147	121	120	129	130	-3.0%
Jones County Junior College	82	81	85	85	78	82	-4.9%
Meridian Community College	303	295	243	213	173	245	-42.9%
Mississippi Delta Community College	67	79	63	59	72	68	7.5%
Mississippi Gulf Coast Community College	293	290	292	357	330	312	12.6%
Mississippi University for Women	81	83	86	63	63	75	-22.2%
Northeast Mississippi Community College	119	106	106	116	107	111	-10.1%
Northwest Mississippi Community College	195	205	143	190	143	175	-26.7%
Pearl River Community College	128	124	133	150	172	141	34.4%
Southwest Mississippi Community College	118	148	117	114	122	124	3.4%
Subtotal	2144	2185	2002	2099	2038	2094	-4.9%
Baccalaureate							
Alcorn State University	41	33	41	54	49	44	19.5%
Belhaven University	32	25	36	22	22	27	-31.3%
Blue Mountain Christian University ¹	N/A	N/A	N/A	N/A	15	N/A	N/A
Delta State University	83	84	48	51	61	65	-26.5%
Mississippi College	203	293	213	154	173	207	-14.8%
Mississippi University for Women	398	471	419	387	352	405	-11.6%
University of Mississippi Medical Center	324	313	292	328	315	314	-2.8%
University of Southern Mississippi	260	224	199	215	239	227	-8.1%
William Carey University	160	131	144	141	185	152	15.6%
Subtotal	1501	1574	1392	1352	1411	1446	-6.0%
Masters							
Alcorn State University	8	7	6	13	10	9	25.0%
Delta State University	6	10	12	13	8	10	33.3%
Mississippi College ²	N/A	11	7	4	3	N/A	N/A
Mississippi University for Women	31	29	26	26	22	27	-29.0%
University of Mississippi Medical Center	115	83	196	202	202	160	75.7%
University of Southern Mississippi ³	38	66	41	7	19	34	-50.0%
William Carey University	21	17	10	7	7	12	-66.7%
Subtotal	219	223	298	272	271	257	23.7%
Doctoral							
Alcorn State University ⁴	N/A	6	7	4	5	N/A	N/A
Delta State University	5	13	11	32	22	17	340.0%
Mississippi University for Women	6	2	15	19	9	10	50.0%
University of Mississippi Medical Center	11	13	19	32	24	20	118.2%
University of Southern Mississippi	41	47	96	83	65	66	58.5%
William Carey University	31	27	34	31	20	29	-35.5%
Subtotal	94	108	182	192	145	146	54.3%
TOTAL	3958	4090	3874	3924	3865	3942	-2.3%

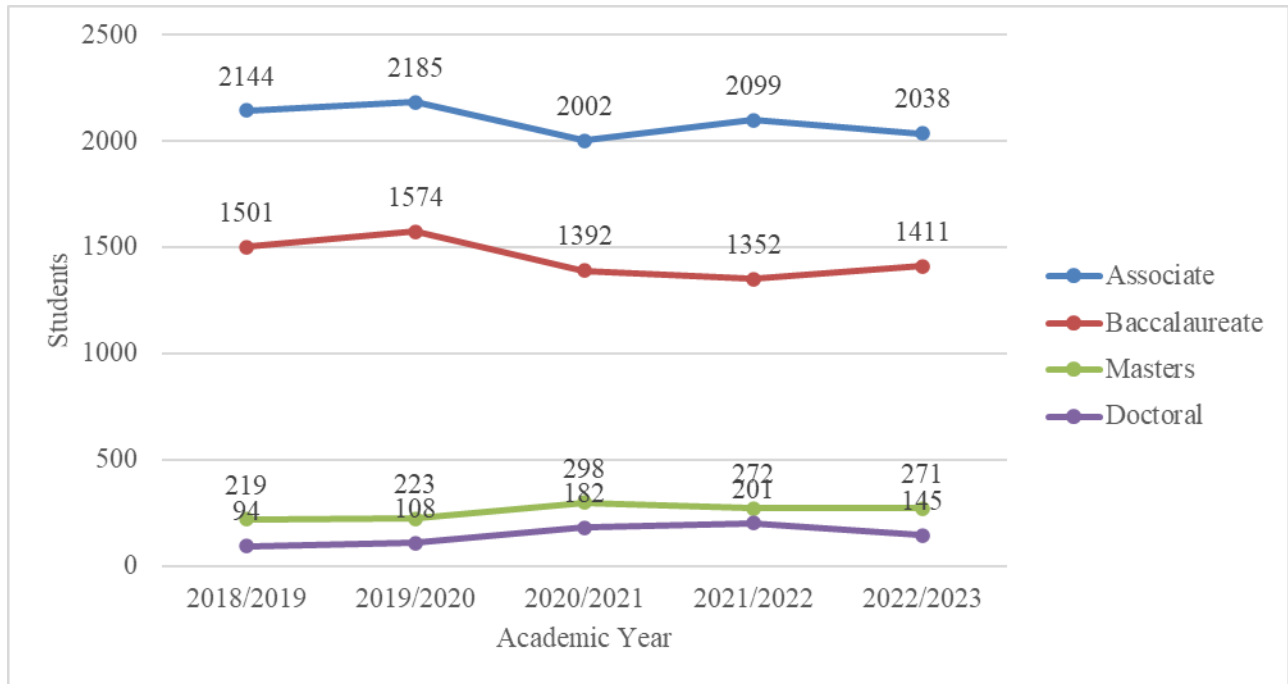
¹BMCU- admitted first BSN class January 2023

²Mississippi College – admitted first MSN class August 2019

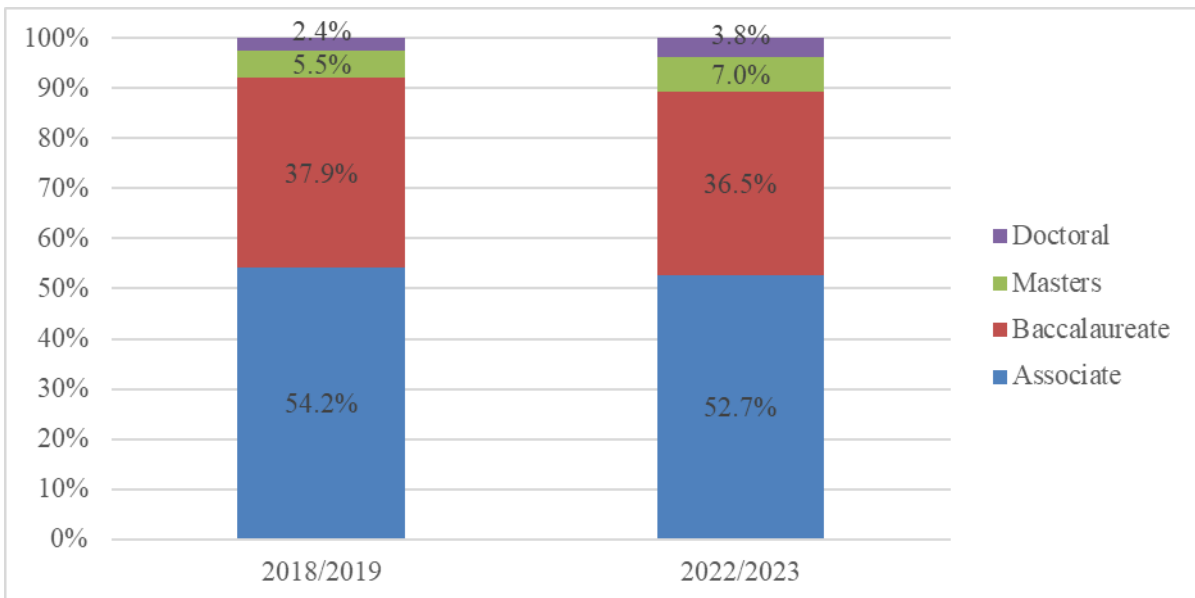
³USM- Post-master's admissions/ MSN program closure Fall 2020

⁴ASU – admitted first Doctor of Nursing Practice (DNP) class August 2019

Admissions by Academic Year



- The overall total number of nursing admissions has decreased by -2.3 percent from AY 2018-19 to AY 2022-23. The decrease in the Baccalaureate (-6.0%) is representative of the decrease in post-licensure RN to BSN admissions which have seen a -29.1% decrease. Doctoral programs have seen an increase (54.3%).



- Nursing admissions by academic level have changed from AY 2018-19 to AY 2022-23. Lower percentages of admissions are at the Baccalaureate and Associate Degree levels and there is a higher percentage of nursing admissions at the Graduate level when comparing AY 2018-19 to AY 2022-23.

Baccalaureate Admissions (Prelicensure & RN to BSN) by Academic Year

College/University Nursing Program	2018 / 2019	2019/ 2020	2020/ 2021	2021/ 2022	2022/ 2023	5-Year Average	5-Year Change
Baccalaureate							
Alcorn State University	41	33	41	54	49	44	19.5%
Belhaven University	32	25	36	22	22	27	-31.3%
Blue Mountain Christian University ¹	N/A	N/A	N/A	N/A	15	N/A	N/A
Delta State University	83	84	48	51	61	65	-26.5%
Mississippi College	203	293	213	154	173	207	-14.8%
Mississippi University for Women	398	471	419	387	352	405	-11.6%
University of Mississippi Medical Center	324	313	292	328	315	314	-2.8%
University of Southern Mississippi	260	224	199	215	239	227	-8.1%
William Carey University	160	131	144	141	185	152	15.6%
Total	1501	1574	1392	1352	1411	1446	-6.0%
Baccalaureate Prelicensure							
Alcorn State University	35	23	32	35	28	31	-20.0%
Belhaven	27	17	24	14	14	19	-48.1%
Blue Mountain Christian University	N/A	N/A	N/A	N/A	10	N/A	N/A
Delta State University	42	45	34	40	40	40	-4.8%
Mississippi College	127	125	94	69	86	100	-32.3%
Mississippi University for Women	94	76	75	84	85	83	-9.6%
University of Mississippi Medical Center	159	215	223	295	242	227	52.2%
University of Southern Mississippi	234	209	183	192	217	207	-7.3%
William Carey University	114	118	192	114	180	144	57.9%
Subtotal	832	828	857	843	902	852	8.4%
Baccalaureate RN to BSN							
Alcorn State University	6	10	9	19	21	16	110.0%
Belhaven	5	8	12	8	8	9	0.0%
Blue Mountain Christian University	N/A	N/A	N/A	N/A	5	N/A	N/A
Delta State University	41	39	14	11	21	23	-50.0%
Mississippi College	76	168	119	85	87	76	14.5%
Mississippi University for Women	304	395	341	303	267	323	-32.1%
University of Mississippi Medical Center	165	98	69	63	73	95	-37.1%
University of Southern Mississippi	26	15	16	23	22	19	10.0%
William Carey University	43	13	29	27	5	28	-90.6%
Subtotal	666	746	609	539	509	591	-29.1%

¹BMCU- admitted first BSN class January 2023.

Qualified Applicants

	Summer 21-Spring 22	Summer 22-Spring 23
Total <u>ADN/ASN</u> Qualified Applicants	3741	2988
Total Offered Admission and Declined	594	446
Total Admitted	2099	2038
Total Qualified Not Admitted	*1048	*480
Total <u>Community College</u> Qualified Applicants	3567	2847
Total Community College Admission and Declined	569	426
Total Community College Admitted	2004	1946
Total Qualified Not Admitted	*994	*480
Total <u>BSN</u> Qualified Applicants	1763	1915
Total BSN Offered Admission and Declined	293	380
Total BSN Admitted	1352	1411
Total BSN Not Admitted	*135	*152

*Note: Number does not exclude any duplicate applicants

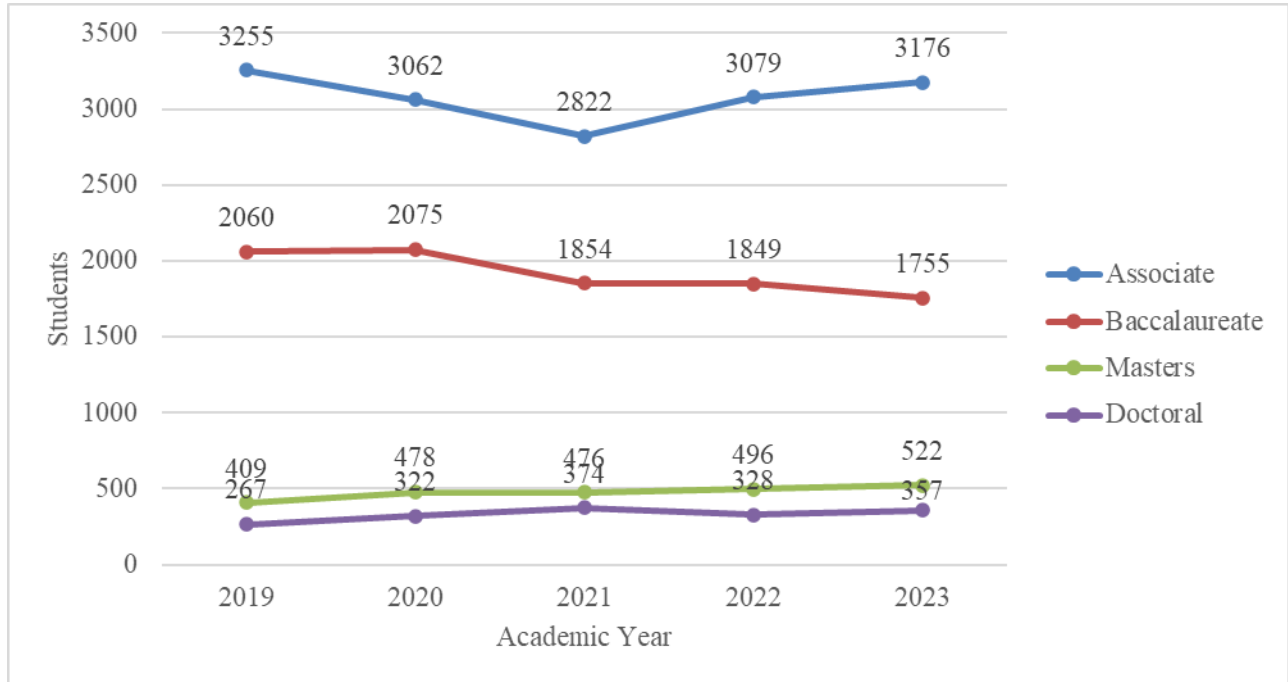
Enrollment by Fall Term

College/University Nursing Program	2019	2020	2021	2022	2023	5-Year Average	5-Year Change
Associate							
Alcorn State University	37	45	50	62	80	55	116.2%
Coahoma Community College	19	27	33	33	28	28	47.4%
Copiah-Lincoln Community College	68	67	61	62	69	65	1.5%
East Central Community College	89	75	78	83	94	84	5.6%
East Mississippi Community College	74	89	76	90	109	88	47.3%
Hinds Community College	386	367	312	327	336	346	-13.0%
Holmes Community College	288	292	253	293	297	285	3.1%
Itawamba Community College	220	218	180	200	204	204	-7.3%
Jones County Junior College	163	154	149	143	159	154	-2.5%
Meridian Community College	414	365	308	302	265	331	-36.0%
Mississippi Delta Community College	114	104	91	104	91	101	-20.2%
Mississippi Gulf Coast Community College	442	370	332	401	451	399	2.0%
Mississippi University for Women	111	113	94	90	105	103	-5.4%
Northeast Mississippi Community College	191	169	173	180	189	180	-1.0%
Northwest Mississippi Community College	245	230	260	278	244	251	-0.4%
Pearl River Community College	218	206	216	265	290	239	33.0%
Southwest Mississippi Community College	176	171	156	166	165	167	-6.3%
Subtotal	3255	3062	2822	3079	3176	3079	-2.4%
Baccalaureate							
Alcorn State University	54	66	78	72	67	67	24.1%
Belhaven University	59	53	53	48	36	50	-39.0%
Blue Mountain Christian University ¹	N/A	N/A	N/A	N/A	17	N/A	N/A
Delta State University	155	120	119	131	139	133	-10.3%
Mississippi College	251	252	221	193	187	221	-25.5%
Mississippi University for Women	532	529	413	430	389	459	-26.9%
University of Mississippi Medical Center	390	436	434	423	408	418	4.6%
University of Southern Mississippi	412	409	354	365	355	379	-13.8%
William Carey University	207	210	182	187	157	189	-24.2%
Subtotal	2060	2075	1854	1849	1755	1919	-14.8%
Masters							
Alcorn State University	14	14	19	20	17	17	21.4%
Delta State University	13	17	18	22	24	19	84.6%
Mississippi College	6	17	11	8	7	10	16.7%
Mississippi University for Women	37	29	26	22	28	28	-24.3%
University of Mississippi Medical Center	195	278	348	375	398	319	104.1%
University of Southern Mississippi ²	107	93	40	40	31	62	-71.0%
William Carey University	37	30	14	9	17	21	-54.1%
Subtotal	409	478	476	496	522	476	27.6%
Doctoral							
Alcorn State University	6	13	11	9	9	10	50.0%
Delta State University	15	15	39	46	52	33	246.7%
Mississippi University for Women	9	17	20	14	10	14	11.1%
University of Mississippi Medical Center	44	50	64	73	78	62	77.3%
University of Southern Mississippi	119	144	162	120	153	140	28.6%
William Carey University	74	83	78	66	55	71	-25.7%
Subtotal	267	322	374	328	357	330	33.7%
TOTAL	5991	5937	5526	5752	5810	5803	-3.0%

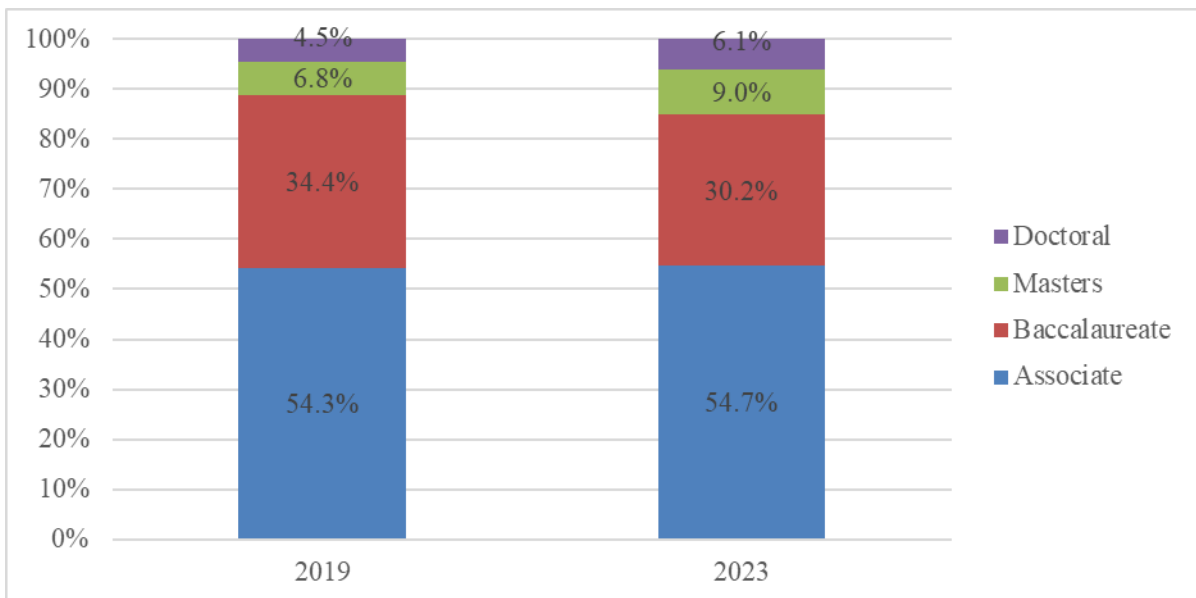
¹BMCU- admitted first BSN class January 2023.

²USM- Post-master's admissions/ MSN program closure Fall 2020.

Enrollment by Fall Term



- The overall nursing enrollment has decreased from fall 2019 to fall 2023.



- Nursing enrollment by academic level has changed from Fall 2019 to Fall 2023. Enrollment in Associate Degree programs has increased for the second year in a row since the low in the wake of COVID. Overall enrollment in BSN programs has decreased primarily due to the decrease in RN to BSN enrollment. RN to BSN enrollment has decreased every year for the past 5 years (-40.0 percent). Graduate programs have seen an increase.

Baccalaureate Enrollment (Prelicensure & RN to BSN) by Fall Term

College/University Nursing Program	2019	2020	2021	2022	2023	5-Year Average	5-Year Change
Baccalaureate							
Alcorn State University	54	66	78	72	67	67	24.1%
Belhaven University	59	53	53	48	36	50	-39.0%
Blue Mountain Christian University	N/A	N/A	N/A	N/A	17	N/A	N/A
Delta State University	155	120	119	131	139	133	-10.3%
Mississippi College	251	252	221	193	187	221	-25.5%
Mississippi University for Women	532	529	413	430	389	459	-26.9%
University of Mississippi Medical Center	390	436	434	423	408	418	4.6%
University of Southern Mississippi	412	409	354	365	355	379	-13.8%
William Carey University	207	210	182	187	157	189	-24.2%
Total	2060	2075	1854	1849	1755	1919	-14.8%
Baccalaureate Prelicensure							
Alcorn State University	44	57	58	51	55	53	25.0%
Belhaven	51	45	41	38	30	41	-41.2%
Blue Mountain Christian University	N/A	N/A	N/A	N/A	14	N/A	N/A
Delta State University	113	104	105	111	118	110	4.4%
Mississippi College	175	153	156	139	137	152	-21.7%
Mississippi University for Women	139	134	132	152	155	142	11.5%
University of Mississippi Medical Center	274	321	336	348	345	325	25.9%
University of Southern Mississippi	392	393	330	351	324	358	-17.3%
William Carey University	154	167	155	175	146	159	-5.2%
Subtotal	1342	1374	1313	1365	1324	1344	-1.3%
Baccalaureate RN to BSN							
Alcorn State University	10	9	20	21	12	14	20.0%
Belhaven University	8	8	12	10	6	9	-25.0%
Blue Mountain Christian University	N/A	N/A	N/A	N/A	3	N/A	N/A
Delta State University	42	16	14	20	21	23	-50.0%
Mississippi College	76	99	65	54	50	69	-34.2%
Mississippi University for Women	393	395	281	278	234	316	-40.5%
University of Mississippi Medical Center	116	115	98	75	63	93	-45.7%
University of Southern Mississippi	20	16	24	14	31	21	55.0%
William Carey University	53	43	27	12	11	29	-79.2%
Subtotal	718	701	541	484	431	575	-40.0%

Graduate Program Enrollment by Clinical Practice Role Fall 2023

Institution	Doctoral Enrollment			Masters Enrollment		Total Graduate Enrollment
	DNP	PhD	Other*	Role		
Alcorn State University	9			Family NP Post-Masters Family NP	15 2	26
Delta State University	52			Family NP Post-Masters Family NP	23 1	76
Mississippi College				Clinical Nurse Leader	7	7
Mississippi University for Women	10			Family NP Post-Masters Family NP	27 1	38
University of Mississippi Medical Center	63	15		Administration/Executive Post-Masters Admin/Executive Education Family NP Post-Masters Family NP Acute Care Adult Geri NP Post-Masters Acute Care Adult Geri NP Family Psych MH NP Post-Masters Family Psych MH NP Neonatal NP Pediatric Acute/Primary NP	66 1 67 167 6 5 3 57 4 4 18	476
University of Southern Mississippi ¹	116	37		Post-Masters Family NP Post-Masters Family Psych MH NP	3 28	184
William Carey University		55		Education	17	72
Total Graduate Enrollment Fall 2023	250	107			522	879
Total Graduate Enrollment Fall 2022	244	122			487	853
Total Graduate Enrollment Fall 2021	240	134			476	850
Total Graduate Enrollment Fall 2020	196	126			478	800
Total Graduate Enrollment Fall 2019	149	118			409	676

*Other – students with special circumstances or non-degree seeking

¹USM – DNP enrollment includes Nurse Anesthesia Program (Post-BSN to DNP).

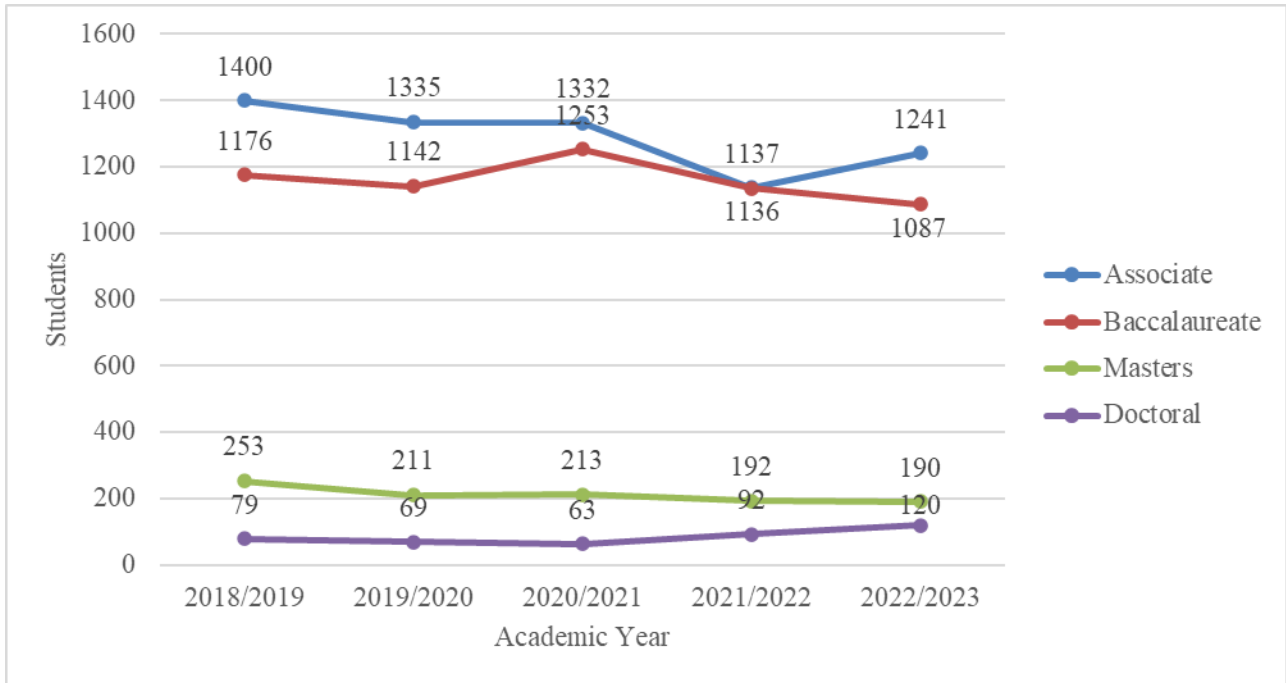
Graduates by Academic Year

College/University Nursing Program	2018/ 2019	2019/ 2020	2020/ 2021	2021/ 2022	2022/ 2023	5-Year Average	5-Year Change
Associate							
Alcorn State University	10	18	23	22	22	19	120.0%
Coahoma Community College	22	22	16	29	23	22	4.5%
Copiah-Lincoln Community College	25	19	19	23	19	21	-24.0%
East Central Community College	41	36	38	27	30	34	-26.8%
East Mississippi Community College	20	26	39	28	33	29	65.0%
Hinds Community College	167	158	148	91	134	140	-19.8%
Holmes Community College	120	85	139	152	141	127	17.5%
Itawamba Community College	96	69	88	65	57	75	-40.6%
Jones County Junior College	47	71	69	57	52	59	10.6%
Meridian Community College	211	137	142	113	107	142	-49.3%
Mississippi Delta Community College	44	49	43	37	43	43	-2.3%
Mississippi Gulf Coast Community College	137	173	172	122	180	157	31.4%
Mississippi University for Women	53	47	49	35	37	44	-30.2%
Northeast Mississippi Community College	64	83	65	55	60	65	-6.3%
Northwest Mississippi Community College	176	168	107	107	120	136	-31.8%
Pearl River Community College	80	92	85	88	107	90	33.8%
Southwest Mississippi Community College	87	82	90	86	76	84	-12.6%
Subtotal	1400	1335	1332	1137	1241	1287	-11.4%
Baccalaureate							
Alcorn State University	18	24	32	40	32	29	77.8%
Belhaven University	19	30	25	24	28	25	47.37%
Delta State University	74	69	46	46	45	56	-39.2%
Mississippi College	182	166	137	142	102	146	-44.0%
Mississippi University for Women	330	335	420	319	336	348	1.8%
University of Mississippi Medical Center	259	264	292	327	283	285	9.3%
University of Southern Mississippi	190	163	200	148	168	174	-11.6%
William Carey University	104	91	101	90	93	96	-10.6%
Subtotal	1176	1142	1253	1136	1087	1159	-7.6%
Masters							
Alcorn State University	5	7	7	5	5	6	0.0%
Delta State University	7	5	6	2	8	6	14.3%
Mississippi College ¹	N/A	N/A	9	10	6	N/A	N/A
Mississippi University for Women	38	27	33	19	20	27	-47.4%
University of Mississippi Medical Center	101	96	81	116	122	103	20.8%
University of Southern Mississippi	81	63	63	28	16	50	-80.2%
William Carey University	21	13	14	12	13	15	-38.1%
Subtotal	253	211	213	192	190	207	-24.9%
Doctoral							
Alcorn State University ²	N/A	N/A	6	7	4	N/A	N/A
Delta State University	4	2	3	6	15	6	275.0%
Mississippi University for Women	3	7	2	12	6	6	100.0%
University of Mississippi Medical Center	15	8	10	6	22	12	46.7%
University of Southern Mississippi	32	30	31	42	54	38	68.8%
William Carey University	25	22	17	19	19	20	-24.0%
Subtotal	79	69	69	92	120	82	51.9%
TOTAL	2908	2757	2867	2557	2638	2735	-9.3%

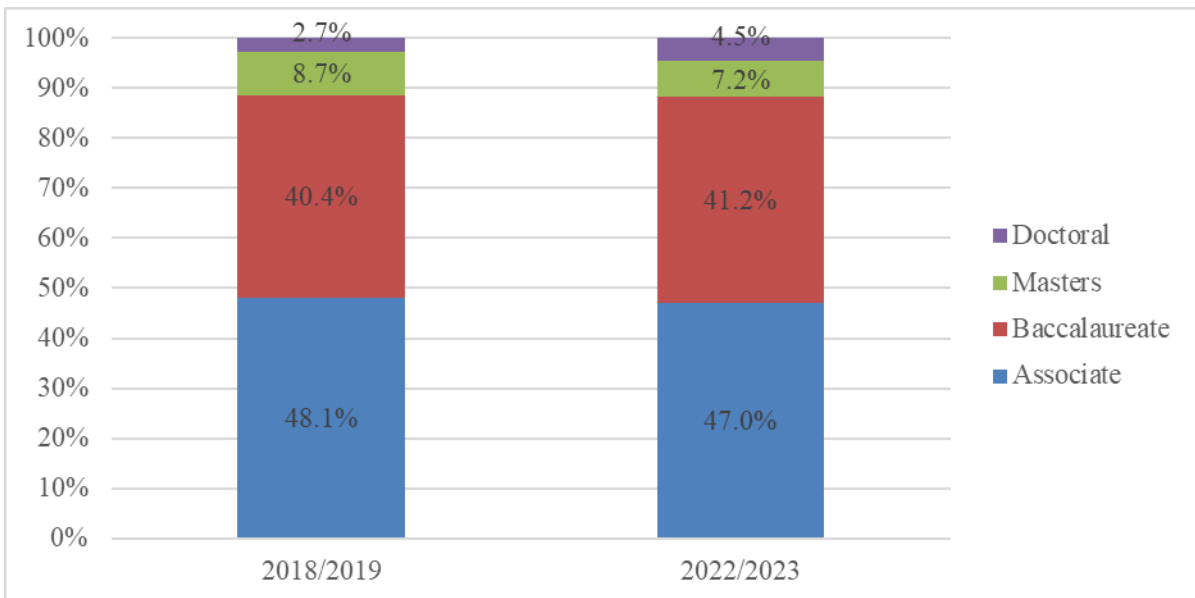
¹MC- admitted first MSN class August 2019

²ASU – admitted first Doctor of Nursing Practice (DNP) class August 2019.

Graduates by Academic Year



- The overall number of nursing graduates decreased by -9.3 percent from AY 2018-19 to AY 2022-23.



- Nursing graduates by academic level have changed from AY2018-19 to AY2022-23. There are more graduates at the doctoral level.

Associate and Baccalaureate Graduates Academic Year 2022-2023

Institution/Degree	Generic Graduates ¹	LPN to RN Graduates	Other RN Graduates ²	RN to BSN Graduates	Total Graduates
Associate Degree					
Alcorn State University	16	6			22
Coahoma Community College		23			23
Copiah-Lincoln Community College	19				19
East Central Community College	25	5			30
East Mississippi Community College	18	15			33
Hinds Community College	75	52	7		134
Holmes Community College	117	21	3		141
Itawamba Community College	54	3			57
Jones County Junior College	52	0			52
Meridian Community College	79	23	5		107
Mississippi Delta Community College	31	12			43
Mississippi Gulf Coast Community College	109	60	11		180
Mississippi University Women	30	7			37
Northeast Mississippi Community College	53	7			60
Northwest Mississippi Community College	96	24			120
Pearl River Community College	74	33			107
Southwest Mississippi Community College	46	30			76
Subtotal	894	321	26		1241
Baccalaureate Degree					
Alcorn State University	23			9	32
Belhaven University	22			6	28
Delta State University	30			16	46
Mississippi College	52		24	27	103
Mississippi University for Women	66		0	270	336
University of Mississippi Medical Center	94		120	69	283
University of Southern Mississippi	157			11	168
William Carey University	58	26		9	93
Subtotal	502	26	144	417	1089
TOTAL	1396	347	170	417	2330

¹Generic Graduates – Traditional track pre-licensure students

²Other RN Graduates – Accelerated 2nd Degree BSN, Dual Enrollment (ADN & BSN), LPN-to-BSN, Paramedic-to-RN, & Respiratory Therapist-to-RN

**Masters and Doctoral Graduates
Academic Year 2022-2023**

Institution	Doctoral Graduates		Masters Graduates		Total Graduates
	DNP	PhD	Role		
Alcorn State University	4		Family NP Post-Masters Family NP	4 1	9
Delta State University	15		Family NP	8	23
Mississippi College			Clinical Nurse Leader	6	6
Mississippi University for Women	6		Family NP Post-Masters FNP	19 1	26
University of Mississippi Medical Center	21	1	Administration/Executive Education Family NP Post-Masters Family NP Acute Care Adult Geri NP Post-Masters Acute Care Adult Geri NP Adult Geri NP Post-Masters Adult Geri NP Family Psych MH NP Post-Masters Family Psych MH NP Neonatal NP Acute Primary Care Pediatric NP	23 22 35 4 7 3 0 0 23 5 3 0	147
University of Southern Mississippi	47	7	Post-Masters Family NP Post-Masters Family Psych MH NP	3 13	70
William Carey University		19	Education	13	32
Total Graduates AY 2022/2023	93	27		193	313
Total Graduates AY 2021/2022	66	26		192	284
Total Graduates AY 2020/2021	47	22		213	282
Total Graduates AY 2019/2020	40	29		211	280
Total Graduates AY 2018/2019	44	35		253	332

NCLEX-RN® Pass Rates
Mississippi Undergraduate Nursing Programs
Calendar Years 2021-2023

(Source: MS Board of Nursing/National Council of State Boards of Nursing)

STANDARD VI: Outcomes. 2. A. NCLEX Pass Rates: Annual NCLEX pass rates for all test takers (1st and repeat) will be at 80% or above over a three-year period.

Nursing Programs	2021	2022	2023	3-Year Pass Rate
Alcorn State University	91.30%	100%	100%	96.83%
Coahoma Community College	95.00%	67.74%	95.65%	83.78%
Copiah-Lincoln Community College	100%	95.65%	84.21%	93.44%
East Central Community College	92.11%	92.59%	100%	94.74%
East Mississippi Community College	94.59%	95.83%	94.44%	94.85%
Hinds Community College	97.10%	92.97%	99.13%	96.33%
Holmes Community College	97.22%	96.33%	100%	97.92%
Itawamba Community College	94.25%	98.46%	96.55%	96.19%
Jones County Junior College	98.55%	98.25%	100%	98.89%
Meridian Community College	96.35%	98.23%	99.05%	97.75%
Mississippi Delta Community College	100%	94.59%	100%	98.32%
Mississippi Gulf Coast Community College	97.44%	98.39%	99.47%	98.60%
Mississippi University for Women	100%	97.06%	100%	99.17%
Northeast Mississippi Community College	93.75%	94.64%	100%	96.11%
Northwest Mississippi Community College	98.89%	99.07%	97.50%	98.43%
Pearl River Community College	95.06%	94.62%	98.32%	96.25%
Southwest Mississippi Community College	98.89%	98.65%	100%	99.11%
Associate Degree Pass Rate	96.76%	95.73%	98.68%	97.15%
Alcorn State University	100%	92.31%	95.45%	95.31%
Belhaven University	91.30%	100%	100%	96.43%
Delta State University	96.43%	100%	100%	98.92%
Mississippi College	94.67%	93.59%	98.55%	95.50%
Mississippi University for Women	100%	100%	100%	100%
University of Mississippi Medical Center	95.85%	95.43%	100%	97.10%
University of Southern Mississippi	98.35%	99.25%	100%	99.15%
William Carey University	100%	96.84%	98.84%	98.42%
Bachelor Degree Pass Rate	97.23%	96.76%	99.55%	97.70%
ADN and BSN Pass Rate Combined	96.93%	96.11%	98.99%	97.35%
National Pass Rate (1st Write Only)	82.48%	79.90%	88.56%	
National Pass Rate (Repeat)	45.52%	43.74%	51.15%	
TOTAL Mississippi Graduates taking NCLEX-RN®	1890	1773	1875	

Student/Faculty Ratios Fall 2023

STANDARD IV. Curriculum. *Undergraduate student-to-faculty ratios must be no more than 15 to 1 for total enrollment, 10 to 1 for clinical laboratory courses that require direct supervision, and 15 to 1 for those courses that do not require direct supervision. Graduate student-to-faculty ratios must be no more than 15 to 1 for total enrollment, 15 to 1 in graduate clinical courses, 2 to 1 for advanced practice clinical courses that require direct supervision, and 6 to 1 for advanced practice clinical courses that do not require direct supervision.*

Nursing Program	Student Enrollment	Total Faculty Number (FTE)	Student/Faculty Total Enrollment Ratio	Meets Student/Faculty Clinical Ratio
Associate Degree				
Alcorn State University	80	7 (4.10)	16:1	No
Coahoma Community College	28	4 (4.00)	7:1	Yes
Copiah-Lincoln Community College	69	9 (9.00)	8:1	Yes
East Central Community College	94	13 (11.00)	9:1	Yes
East Mississippi Community College	109	13 (10.2)	9:1	Yes
Hinds Community College	336	32 (27.2)	11:1	Yes
Holmes Community College	297	37 (29.80)	9:1	Yes
Itawamba Community College	204	18 (15.40)	11:1	Yes
Jones County Junior College	159	16 (15.00)	10:1	Yes
Meridian Community College	265	29 (28.50)	10:1	Yes
Mississippi Delta Community College	91	12 (11.25)	8:1	Yes
Mississippi Gulf Coast Community College	451	54 (32.50)	9:1	Yes
Mississippi University for Women	105	11 (11.00)	10:1	Yes
Northeast Mississippi Community College	189	14 (14.00)	14:1	Yes
Northwest Mississippi Community College	244	27 (21.40)	10:1	Yes
Pearl River Community College	290	28 (22.60)	11:1	Yes
Southwest Mississippi Community College	165	16 (13.50)	11:1	Yes
Baccalaureate Degree				
Alcorn State University	67	9(3.90)	8:1	Yes
Belhaven University	36	11 (7.50)	4:1	Yes
Blue Mountain Christian University	17	8 (7.00)	3:1	Yes
Delta State University	139	14(8.90)	10:1	Yes
Mississippi College	187	32 (21.10)	6:1	Yes
Mississippi University for Women	389	38 (27.69)	11:1	Yes
University of Mississippi Medical Center	408	43 (38.80)	10:1	Yes
University of Southern Mississippi	355	34 (28.16)	11:1	Yes
William Carey University	157	28 (17.78)	6:1	Yes
Graduate Degree				
Alcorn State University	26	12 (4.20)	3:1	Yes
Delta State University	76	22 (8.18)	4:1	Yes
Mississippi College	7	9 (4.20)	1:1	Yes
Mississippi University for Women	38	14 (13.5)	3:1	Yes
University of Mississippi Medical Center	461	57 (35.50)	8:1	Yes
University of Southern Mississippi	189	19 (16.00)	10:1	Yes
William Carey University	72	25 (21.19)	3:1	Yes
TOTAL	5800	715 (544.05)		

*Total Faculty Number may include duplicated numbers due to faculty teaching across degree levels.

*Graduate Degree Student Enrollment data for Master of Science in Nursing (MSN) and Doctor of Nursing Practice (DNP) program

Faculty Vacancies and Preparation by Institution Fall 2023

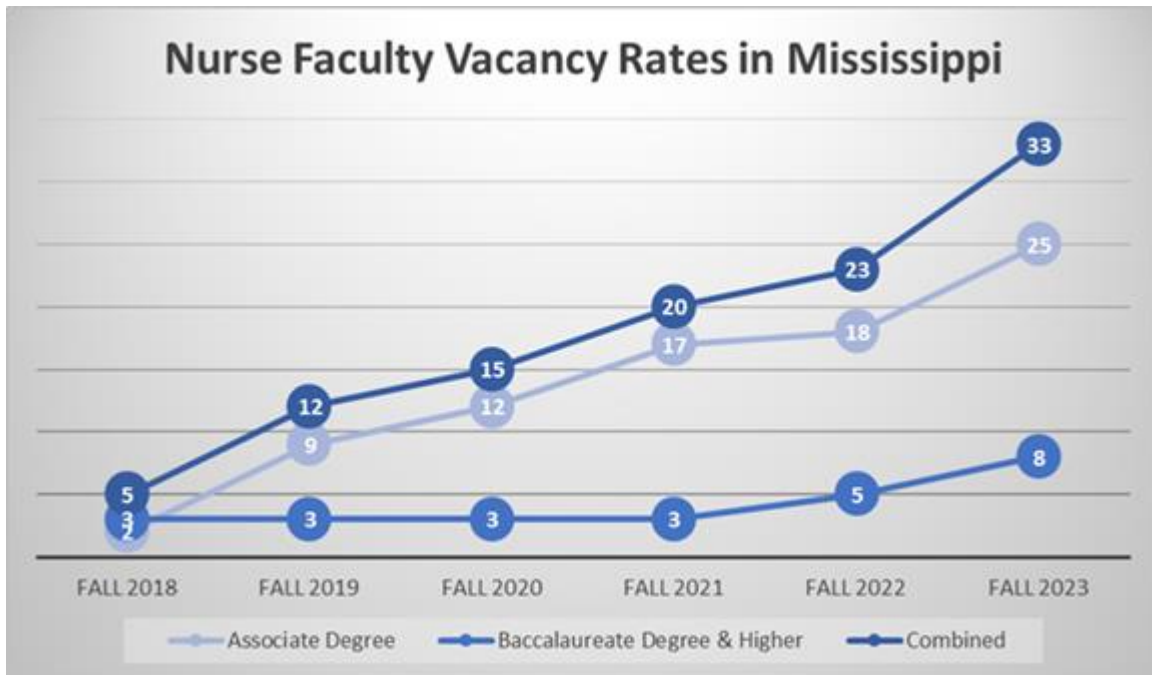
Institution	Program Vacancy				Faculty Preparation				Total Faculty FTE
	ADN	BSN	MSN	DNP/PhD	ADN/BSN ¹	MSN	Doctorate	Other ²	
Alcorn State University	1	2	None	1		4.70	7.20	0.3	12.20
Belhaven University		None				3.30	4.20		7.50
Blue Mountain Christian University		None				1.0	6.0		7.00
Coahoma Community College	None					2.0	2.0		4.00
Copiah-Lincoln Community College	None					8.0	1.0		9.00
Delta State University		None	2	None		7.03	10.05		17.08
East Central Community College	None					10.0	1.00		11.00
East Mississippi Community College	None					4.90	5.30		10.20
Hinds Community College	9				1.0	22.80	3.40		27.20
Holmes Community College	None				1.0	22.20	6.60		29.80
Itawamba Community College	None					5.20	10.20		15.40
Jones County Junior College	None					15.0			15.00
Meridian Community College	2					22.50	6		28.50
Mississippi College		None	None		0.3	17.80	7.20		25.30
Mississippi Delta Community College	None					10.25	1		11.25
Mississippi Gulf Coast Community College	8					23.80	8.70		32.50
Mississippi University for Women	None	1	None	None		24.69	27.50		52.19
Northeast Mississippi Community College	None					7.0	7.0		14.00
Northwest Mississippi Community College	None					19.40	2.0		21.40
Pearl River Community College	5				1.0	13.30	8.30		22.60
Southwest Mississippi Community College	None				1.0	10.5	2.0		13.50
University of Mississippi Medical Center		None	None	1		18.20	54.10	2.00	74.30
University of Southern Mississippi		None		None	0.5	18.83	24.83		44.16
William Carey University		1	None	None		13.0	25.97		38.97
Total Fall 2023	25	4	2	2	4.80	305.40	231.55	2.30	544.05

Faculty preparation includes full-time, part-time, and adjunct.

¹ADN or BSN Prepared Faculty – approved faculty exception currently pursuing a master’s degree in nursing, with completion in 3 years

²Other (Non-Nurse Faculty) – EdD Higher Education, MA Higher Education, MS Instructional Technology, PhD Biochemistry, PhD Biostatistics, PhD Counseling Psychology, PhD Molecular Biology, PhD Molecular Medicine, PhD Instructional Systems and Workforce Development, PhD Pharmaceutical Science, and USM Nurse Anesthesia Program (Volunteer/no cost: Anesthesiologist; CRNA Clinical Instructors).

Trended Faculty Vacancies



Number of Full-Time Faculty Planning to Retire in 3-5 years or less as reported Fall 2023

Institution	Program					
	Nurse Administrator(s)	ADN	BSN	MSN	DNP/PhD	Total # Faculty
Alcorn State University	No	1 FT				1 NA 8 FT
Belhaven University	No		1 FT			1 NA 4 FT
Blue Mountain Christian University	No		None			1 NA 6 FT
Coahoma Community College	No	1 FT				1 NA 4 FT
Copiah-Lincoln Community College	Yes	3 FT				1 NA 9 FT
Delta State University	Yes		1 FT			1 NA 12 FT
East Central Community College	No	3 FT				1 NA 8 FT
East Mississippi Community College	No	None				1 NA 9 FT
Hinds Community College	No	1 FT				1 NA 28 FT
Holmes Community College	Yes	7 FT				1 NA 26 FT
Itawamba Community College	Yes	5 FT				1 NA 15 FT
Jones County Junior College	Yes	2 FT				1 NA 14 FT
Meridian Community College	Yes	6 FT				1 NA 28 FT
Mississippi College	No		7 FT			1 NA 18 FT
Mississippi Delta Community College	No	3 FT				1 NA 11 FT
Mississippi Gulf Coast Community College	Yes	18 FT				1 NA 25 FT
Mississippi University for Women	No	7 FT				1 NA 43 FT
Northeast Mississippi Community College	No	None				1 NA 14 FT
Northwest Mississippi Community College	No	1 FT				1 NA 20 FT
Pearl River Community College	No	5 FT				1 NA 20 FT
Southwest Mississippi Community College	No	2 FT				1 NA 13 FT
University of Mississippi Medical Center	No		24 FT			1 NA 60 FT
University of Southern Mississippi	Yes		9 FT			1 NA 39 FT
William Carey University	No		2 FT			1 NA 21 FT
Total Fall 2023	8	57 FT	52 FT			479

33% of Deans/Directors plan to retire in the next 3 to 5 years or less
24% of full-time faculty plan to retire in 3 to 5 years or less

Degree Completion Rates by Degree Level

STANDARD VI: Outcomes. 2. B. Degree Completion Rates: *Expected levels of achievement for program completion are determined by the faculty, reflect program demographics, academic progression, program history, best practices, and will be within 150 percent of the stated program length over a three-year period.*

College/University Nursing Program	Academic Year			ELA*	3-Year Rate
	2020/2021	2021/2022	2022/2023		
Associate Degree					
Alcorn State University	65.22%	91.67%	73.33%	60%	76.62%
Coahoma Community College	65.00%	67.65%	74.36%	55%	69.89%
Copiah-Lincoln Community College	73.33%	58.97%	54.76%	50%	61.26%
East Central Community College	66.67%	70.00%	65.12%	40%	67.33%
East Mississippi Community College ¹	60.61%	58.82%	49.25%	56.66%	55.36%
Hinds Community College ²	84.13%	66.14%	57.89%	56.66%	69.76%
Holmes Community College	76.26%	75.66%	66.67%	60%	72.92%
Itawamba Community College ³	64.91%	60.28%	54.08%	53.33%	60.06%
Jones County Junior College	68.92%	87.84%	91.53%	60%	79.61%
Meridian Community College ⁴	58.98%	52.65%	42.26%	51.67%	51.24%
Mississippi Delta Community College	61.11%	62.71%	60.56%	60%	61.39%
Mississippi Gulf Coast Community College	71.37%	67.34%	61.57%	60%	66.58%
Mississippi University for Women	69.70%	57.38%	63.79%	60%	63.78%
Northeast Mississippi Community College	79.35%	84.75%	90.38%	60%	83.74%
Northwest Mississippi Community College	69.93%	82.09%	81.98%	60%	78.52%
Pearl River Community College	73.55%	77.88%	82.88%	60%	77.97%
Southwest Mississippi Community College	75.0%	80.37%	71.70%	60%	75.68%
Baccalaureate					
Alcorn State University	93.55%	85.19%	78.05%	60%	84.85%
Belhaven University	89.66%	82.05%	92.59%	80%	90.53%
Delta State University	88.46%	85.19%	90.20%	70%	87.90%
Mississippi College	94.48%	95.95%	97.14%	70%	95.73%
Mississippi University for Women	94.64%	93.45%	91.40%	70%	93.32%
University of Mississippi Medical Center	95.62%	97.60%	96.91%	70%	96.75%
University of Southern Mississippi	80.98%	86.49%	82.20%	80%	86.66%
William Carey University	80.67%	78.95%	83.46%	70%	81.00%
Masters					
Alcorn State University	87.50%	83.33%	83.33%	70%	85.00%
Delta State University	100%	100%	88.89%	70%	94.12%
Mississippi College ⁵	N/A	91.91%	100%	70%	N/A
Mississippi University for Women	89.19%	76.00%	82.61%	80%	83.53%
University of Mississippi Medical Center	96.43%	92.68%	98.36%	70%	95.74%
University of Southern Mississippi ⁶	100%	96.55%	100%	80%	98.88%
William Carey University	100%	100%	100%	80%	100%
Doctor of Nursing Practice					
Alcorn State University	100%	100%	100%	70%	100%
Delta State University	100%	100%	100%	70%	100%
Mississippi University for Women	100%	100%	100%	80%	100%
University of Mississippi Medical Center	75%	85.71%	100%	70%	90%
University of Southern Mississippi	100%	100%	95.74%	75%	98.13%

*ELA – Expected levels of achievement

¹EMCC- ADN average ELA for three-year period (ELA 60% 2020/2021 & 2021/2022; 50% 2022/2023)

²Hinds- ADN average ELA for three-year period (ELA 60% 2020/2021 & 2021/2022; 50% 2022/2023)

³ICC- ADN average ELA for three-year period (ELA 60% 2020/2021 & 2021/2022; 50% 2022/2023)

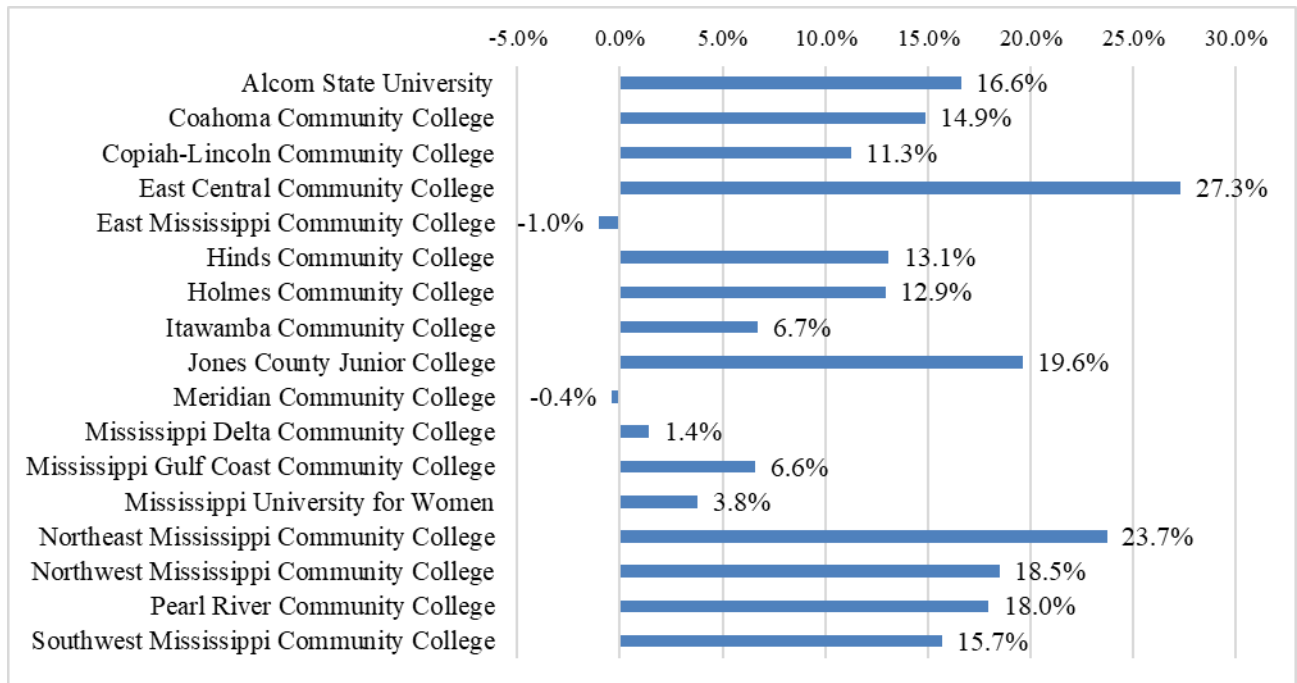
⁴MCC- ADN average ELA for three-year period (ELA 60% 2020/2021; 50% 2021/2022; & 45% 2022/2023)

⁵MC- Admitted first MSN class August 2019

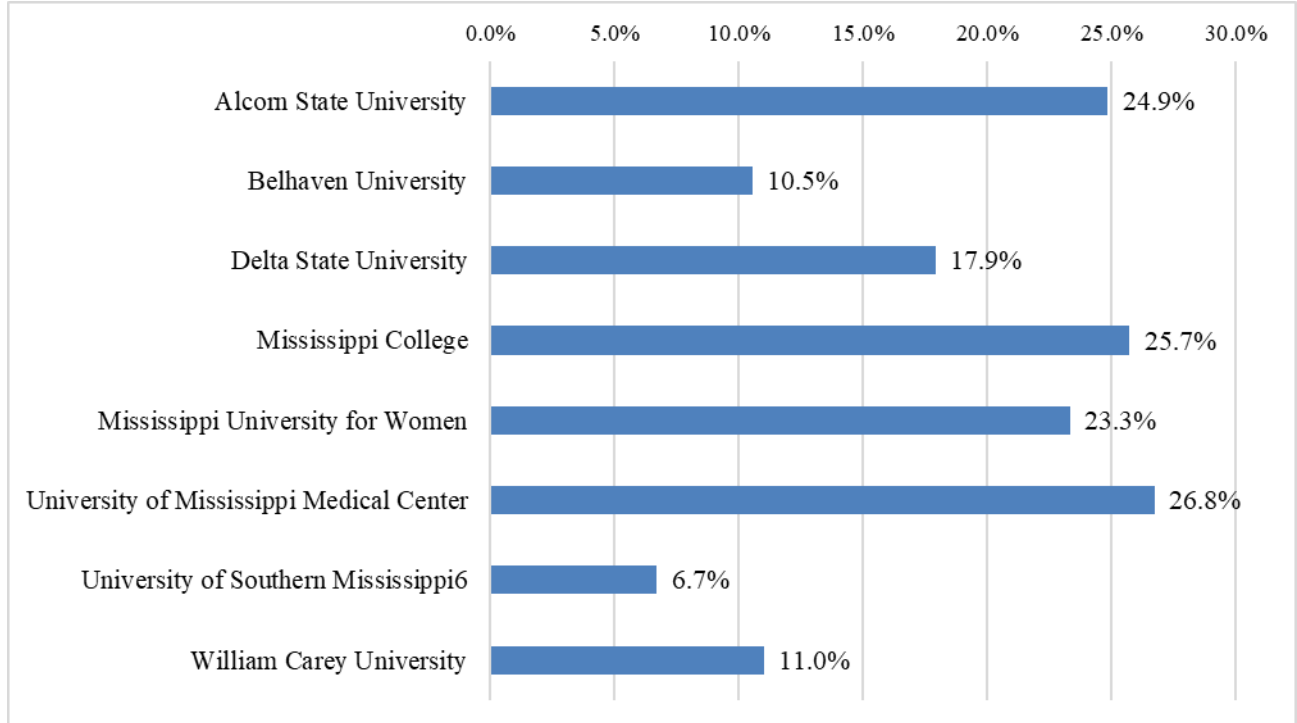
⁶USM- Degree Completion Rates Post-Graduate Certificates

Degree Completion Rates Above or Below Expected Levels of Achievement (ELA)

Associate Degree



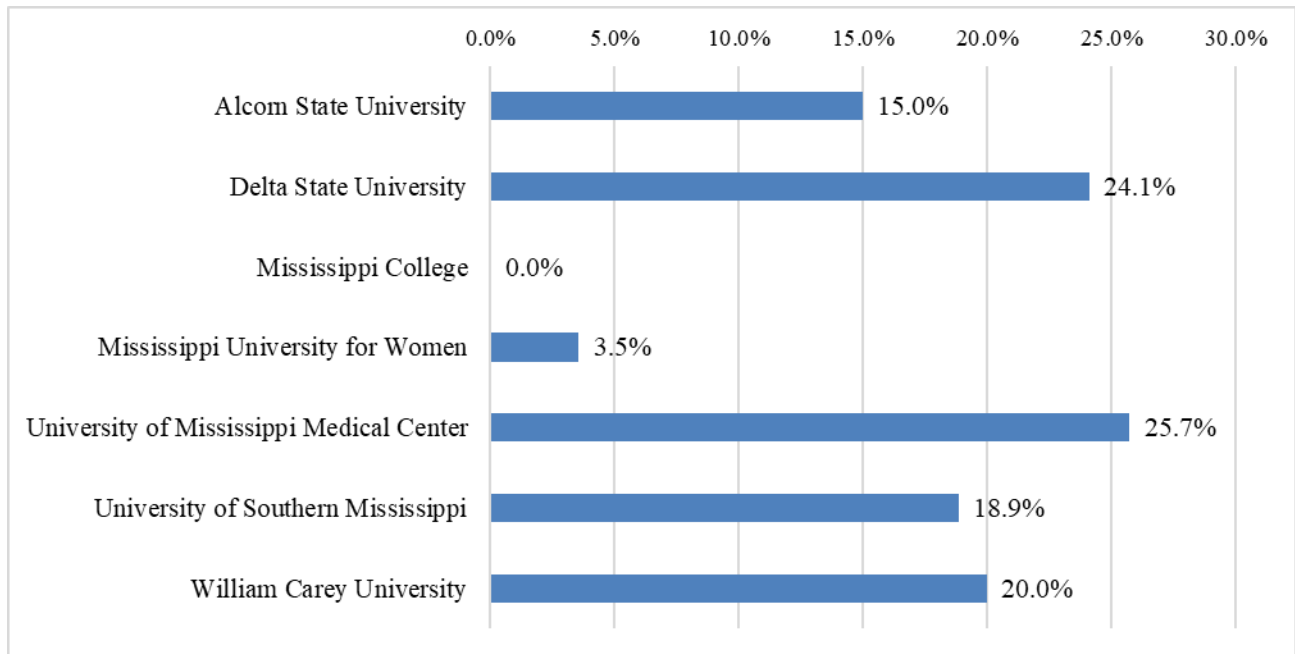
Baccalaureate Degree



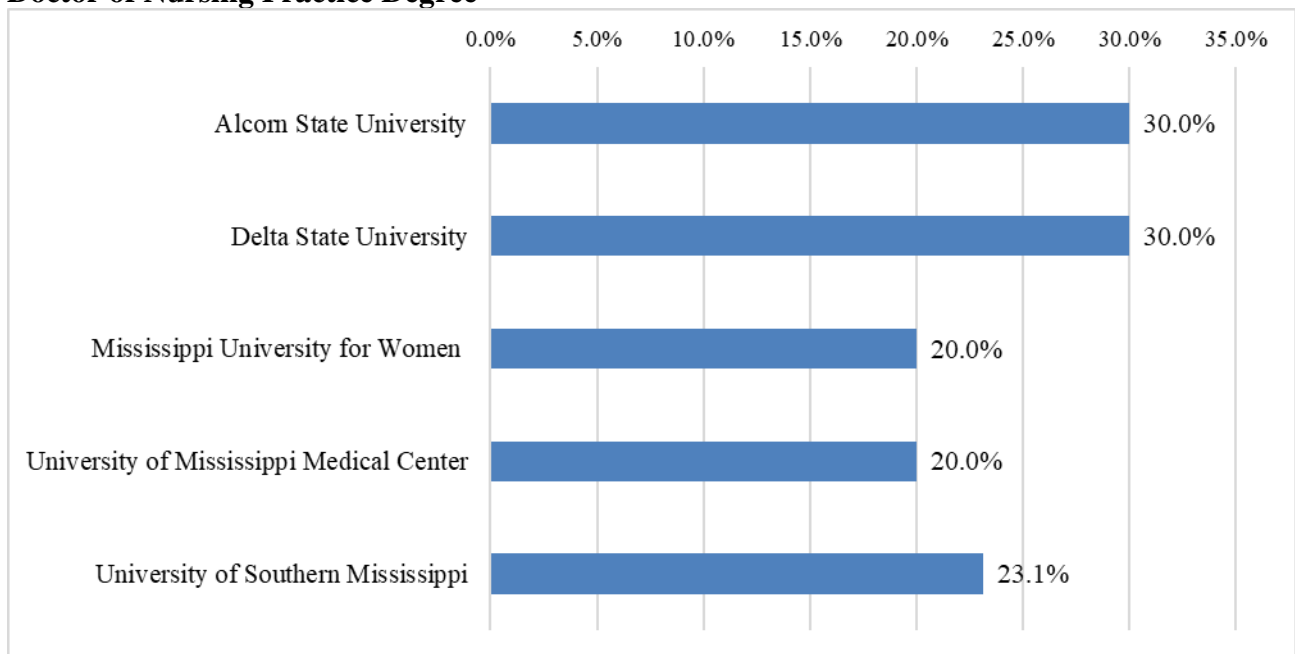
Note: Zero (0.0%) or positive values indicate three-year completion rates meet or exceed Expected Levels of Achievement (ELA) rates. Negative values indicate completion rates fell below ELA rates.

Degree Completion Rates Above or Below Expected Levels of Achievement (ELA)

Masters Degree



Doctor of Nursing Practice Degree



Note: Zero (0.0%) or positive values indicate three-year completion rates meet or exceed Expected Levels of Achievement (ELA) rates. Negative values indicate completion rates fell below ELA rates.

Nurse Practitioner and Nurse Anesthesia Certification Rates Calendar Years 2020-2022

STANDARD VI: Outcomes. 2. C. Certification Pass Rates:

Annual nurse practitioner certification exam pass rates for all test takers (1st and repeat) will be at 80% or above over a three-year period.

College/University Nursing Program	2020	2021	2022	3-Year Rate
Alcorn State University	71.43%	100%	42.86%	68.42%
Delta State University	100%	100%	80%	94.12%
Mississippi University for Women	96.67%	92.31%	90%	93.42%
University of Mississippi Medical Center	96.97%	90.91%	96.43%	94.91%
University of Southern Mississippi	81.25%	85.94%	77.78%	80.30%

Annual nurse anesthesia certification exam pass rates for all test takers (1st and repeat) will be at 80% or above over a three-year period.

College/University Nursing Program	2020	2021	2022	3-Year Rate
University of Southern Mississippi	100%	100%	95.45%	98.36%

National Accreditation Status and Site Visit Schedule

III. STANDARDS FOR ACCREDITATION. *All Nursing Education Programs must be accredited by a national nursing education accrediting body.*

Nursing Program	Accreditation Status		Date of Next Accreditation Visit
	ACEN*	CCNE**	
Associate Degree			
Alcorn State University	Continuing Accreditation		Spring 2031
Coahoma Community College	Continuing Accreditation		Fall 2027
Copiah-Lincoln Community College	Continuing Accreditation		Spring 2026
East Central Community College	Continuing Accreditation		Fall 2026
East Mississippi Community College	Continuing Accreditation		Fall 2024
Hinds Community College	Continuing Accreditation		Fall 2026
Holmes Community College	Continuing Accreditation		Spring 2027
Itawamba Community College	Continuing Accreditation		Spring 2028
Jones County Junior College	Continuing Accreditation		Fall 2026
Meridian Community College	Continuing Accreditation		Spring 2026
Mississippi Delta Community College	Continuing Accreditation		Spring 2029
Mississippi Gulf Coast Comm College	Continuing Accreditation		Spring 2028
Mississippi University for Women	Continuing Accreditation		Fall 2029
Northeast Mississippi Community College	Continuing Accreditation		Spring 2031
Northwest Mississippi Comm College	Continuing Accreditation		Fall 2026
Pearl River Community College	Continuing Accreditation		Spring 2027
Southwest Mississippi Comm College	Continuing Accreditation		Spring 2028
Baccalaureate/Higher Degree			
Alcorn State University	Continuing Accreditation With Conditions Continuing Accreditation With Good Cause Full Accreditation		Follow-Up Report Spring 2025 BSN; Next Visit <u>Spring 2031</u> Follow-Up Report Fall 2024 MSN/Post-Masters Certificate Program; Next <u>Visit Fall 2024</u> Fall 2025 DNP
Belhaven University		Continuing Accreditation	Spring 2031
Blue Mountain Christian University		Pending	Fall 2023
Delta State University		Continuing Accreditation Continuing Accreditation	Spring 2030 BSN/MSN/ DNP/Post-Graduate APRN
Mississippi College		Continuing Accreditation Full Accreditation	Spring 2032 BSN Fall 2025 MSN
Mississippi University for Women		Continuing Accreditation Continuing Accreditation	Spring 2030 BSN/MSN/ DNP/Post-Graduate APRN
University of Mississippi Medical Center		Continuing Accreditation Continuing Accreditation	Spring 2032 BSN/MSN DNP/Post-Graduate APRN
University of Southern Mississippi		Continuing Accreditation Continuing Accreditation Continuing Accreditation	Spring 2032 BSN Spring 2027 DNP/Post-Graduate APRN Fall 2033 NAP (COA)
William Carey University		Continuing Accreditation	Spring 2032 BSN/MSN

*ACEN – Accreditation Commission for Education in Nursing. **CCNE – Commission on Collegiate Nursing Education.
COA - Council on Accreditation of Nurse Anesthesia Educational Programs.

Demographic Make-up of Prelicensure RN Students in Mississippi

Mississippi Annual Prelicensure Survey Report by National Council State Board of Nursing (NCSBN)

Range of Average Age of Students

AY 2022-2023	ASN/ADN: 20-34 years old; BSN programs: 21-29 years old
AY 2021-2022	ASN/ADN: 22-36 years old; BSN programs: 20-28 years old
AY 2020-2021	ASN/ADN: 21-33 years old; BSN programs: 20-27 years old

Racial Composition

Year	American Indian or Alaska Native	Asian	Black or African American	Native Hawaiian or Other Pacific Islander	White	Multi-Racial	Other
AY 2022-23	0.4%	1%	32%	<0.1%	63%	1.5%	2%
AY 2021-22	0.1%	1%	28%	<0.1%	67%	1.7%	2.7%
AY 2020-21	0.2%	1.3%	27%	<0.1%	68%	1.4%	1.3%

Gender

Academic Year	Female	Male	Other
AY 2022-23	87%	13%	0.1%
AY 2021-22	86%	14%	<0.1%
AY 2020-21	86%	14%	None