



*AYERS*  
*Accountability Manual*

September 2024



# ***AYERS***

## ***Accountability Manual***

***Due to Lead Counsel for the Private Plaintiffs  
and Counsel for the United States October 1, 2024***

**AYERS ACCOUNTABILITY MANUAL  
TABLE OF CONTENTS**

<b>I. Introduction</b>	<b>5</b>
<b>II. Settlement Funds</b>	
Capital Improvement Funding	<b>8</b>
Settlement Funding Excluding Capital Improvements	
<b>III. Enrollment</b>	
Institutional Enrollments by Race	<b>21</b>
<b>IV. Summer Developmental Program</b>	
Enrollment Data	<b>26</b>
Grant Funding Data	
<b>V. Capital Improvements</b>	
Capital Improvement Projects Status Report	<b>48</b>
<b>VI. Academic Programs</b>	
Academic Programs Status of Funding	<b>51</b>
<b>VII. Endowment</b>	
Public and Private Endowment Income Distribution	<b>57</b>
<b>Appendix A. Settlement Agreement</b>	<b>69</b>



# **I. INTRODUCTION**

## INTRODUCTION

In accordance with the *Ayers* Settlement Agreement, Section X. G. Disclosure of Agreement Implementation, *no later than October 1 of each year*, the Board, through counsel, shall provide to lead counsel for the private plaintiffs and counsel for the United States line item reports reflecting the following:

### **Settlement Funds (Bonds for Capital Improvements and Other Funds)**

- (i) *Ayers* bond revenues and settlement funds requested;
- (ii) *Ayers* bond revenues and settlement funds obtained;
- (iii) *Ayers* bond revenues and settlement funds expended;

### **Enrollment**

- (iv) Institutional enrollments by race at each public university;

### **Summer Developmental Program**

- (v) by race and university, the number of participants in the summer program, the number of participants satisfactorily completing the program, and the number of successful participants enrolling in the following fall term;
- (vi) by race and university, the number of persons receiving funding pursuant to Section II of the Agreement, the total amount of funding received by each university and the standards used in distributing the funds;

### **Capital Improvements**

- (vii) by university, the facilities projects receiving funding under Section V of the Agreement, together with identification of those projects completed;

### **Academic Programs**

- (viii) by university, the academic programs receiving funding under Section VI (b) of the Agreement; and

### **Endowment**

- (ix) the amount of private endowment raised and the amounts of public and private endowment income distributed to each university pursuant to Section IV of the Agreement.

Such annual disclosures will address the specified items regarding the immediately preceding fiscal year and will also include a cumulative summary of such items to date.



## **II. SETTLEMENT FUNDS**

**CAPITAL IMPROVEMENT FUNDING  
Bond Revenues Requested, Obtained and Expended**

**Disclosure Sections (i), (ii), and (iii)**



***Capital Improvement Funding***

**SUMMARY of Bond Revenues fo Capital Improvments Requested, Obtained, and Expended**  
*Disclosure Sections (i), (ii), and (iii)*

Instiution	Number of Projects	Bond Revenues		
		REQUESTED	OBTAINED <sup>1</sup>	EXPENDED
Alcorn State University	6 Projects	\$ 25,100,000	\$ 25,078,968	\$ 25,078,968
Jackson State University	2 Projects	23,300,000	23,296,628	23,296,628
Mississippi Valley Sate University	4 Projects	26,600,000	26,545,919	26,545,919
Bond Issuance Costs			78,485	78,485
<b>TOTALS</b>	<b>12 PROJECTS</b>	<b>\$ 75,000,000</b>	<b>\$ 75,000,000</b>	<b>\$ 75,000,000</b>

<sup>1</sup>All Ayers bonds have been sold by the Bond Commission. Expenditure activity represents costs incurred and paid from cash originating from Ayers bond sales. All Ayers funds provided for the implementation of capital improvement projects have been expended as of the close of fiscal year 2014.

**Bond Revenues for Capital Improvements Requested, Obtained and Expended**

**Disclosure Sections (i), (ii), (iii)**

**Institution: Alcorn State University (ASU)**

Project Number	Project Description/Senate Bill Numbers	Ayers Bond Revenues REQUESTED	Ayers Bond Revenues OBTAINED	Ayers Bond Revenues EXPENDED
I. GS #101-254	Bio-Technology Building, Lorman	12,400,000		
	S3158, L'01		3,930,817	3,930,817
	S3197, L'02		3,719,183	3,719,183
	S2988, L'03		3,400,000	3,400,000
	S2010, L'04		1,337,829	1,337,829
<i>Project Subtotal</i>		12,400,000	12,387,829	12,387,829
II. GS#101-258 GS# 101-269	Dumas Hall Renovation, Lorman	4,739,004		
	S3158, L'01		156,727	156,727
	S2988, L'03		300,000	300,000
	S2010, L'04		4,279,247	4,279,247
<i>Project Subtotal</i>		4,739,004	4,735,974	4,735,974
III. GS#101-255	Fine Arts Facility, Lorman	7,717,912		
	S3158, L'01		800,755	800,755
	S3197, L'02		1,229,252	1,229,252
	S2988, L'03		1,030,000	1,030,000
	S2010, L'04		4,652,076	4,652,076
<i>Project Subtotal</i>		7,717,912	7,712,083	7,712,083
IV. GS#101-198	Fine Arts Facility, Natchez	0		
	<b>PROJECT CANCELLED</b>		0	0
<i>Project Subtotal</i>		0	0	0
V. GS#101-250	Furniture and Equipment for MBA Program in Natchez	243,084		
	S3158, L'01		242,518	242,518
	S2010, L'04		566	566
<i>Project Subtotal</i>		243,084	243,083	243,083
VI. GS#101-214	Ayers Improvements SB 2010, L'04	0		
	Purchase of Property to Improve Security and Access, Lorman		0	0
<i>Project Subtotal</i>		0	0	0
<b>6 Projects</b>	<b>ASU TOTAL</b>	<b>\$25,100,000</b>	<b>\$25,078,968</b>	<b>\$25,078,968</b>

Note 1: ASU has expended all Ayers Funds.

**Bond Revenues for Capital Improvements Requested, Obtained and Expended  
Disclosure Sections (i), (ii), (iii)  
Institution: Jackson State University (JSU)**

<b>Project Number</b>	<b>Project Description/Senate Bill Numbers</b>	<b>Ayers Bond Revenues REQUESTED</b>	<b>Ayers Bond Revenues OBTAINED</b>	<b>Ayers Bond Revenues EXPENDED</b>
I. GS#103-200	Allstate Building Purchase S3158, L'01	3,300,000	3,300,000	3,300,000
<i>Project Subtotal</i>		3,300,000	3,300,000	3,300,000
II. GS#103-179 GS#103-240 GS#103-245	Engineering School S3158, L'01 S3197, L'02 S2988, L'03 S2010 L'04	20,000,000	5,710,000 5,800,000 8,199,055 287,573	5,710,000 5,800,000 8,199,055 287,573
<i>Project Subtotal</i>		20,000,000	19,996,628	19,996,628
<b>2 Projects</b>	<b>JSU TOTAL</b>	<b>\$23,300,000</b>	<b>\$23,296,628</b>	<b>\$23,296,628</b>

Note 1: JSU has expended all Ayers Funds.

**Bond Revenues for Capital Improvements Requested, Obtained and Expended**

**Disclosure Sections (i), (ii), (iii)**

**Institution: Mississippi Valley State University (MVSU)**

Project Number	Project Description/Senate Bill Numbers	Ayers Bond Revenues REQUESTED	Ayers Bond Revenues OBTAINED	Ayers Bond Revenues EXPENDED
I. GS#106-199 (Phase I) GS#106-214 (Phase II) GS#106-216 GS#106-235	<b>Landscaping and Drainage</b>	3,000,000		
	S3158, L'01		150,000	150,000
	S3197, L'02		350,000	350,000
	S2988 L'03		664,880	664,880
	S2010, L'04		1,793,369	1,793,369
<b>Project Subtotal</b>		3,000,000	2,958,249	2,958,249
II. GS#106-201 and GS#106-205	<b>Library Enhancements</b>	8,500,000		
	S3158, L'01		200,000	200,000
	S3197, L'02		290,707	290,707
	S2988, L'03		350,000	350,000
	S2010, L'04		7,659,293	7,659,293
<b>Project Subtotal</b>		8,500,000	8,500,000	8,500,000
III. GS#106-198 GS#106-206 GS#106-210	<b>Science and Technology Building</b>	15,100,000		
	S3158, L'01		500,000	500,000
	S3197, L'02		3,609,293	3,609,293
	S2988, L'03		1,002,120	1,002,120
	S2010, L'04		9,976,257	9,976,257
<b>Project Subtotal</b>		15,100,000	15,087,670	15,087,670
IV. GS#106-179	<b>Improvements</b> Funds will be allocated to approved projects as needed			
	S2010, L'04	0	0	0
<b>4 Projects</b>	<b>MVSU TOTAL</b>	<b>\$26,600,000</b>	<b>\$26,545,919</b>	<b>\$26,545,919</b>

Note 1: MVSU has obligated and expended all Ayers funds.

***Settlement Funding  
Excluding Capital Improvements***

**SETTLEMENT FUNDING *EXCLUDING* CAPITAL IMPROVEMENTS  
Settlement Funds Requested, Obtained and Expended**

**Disclosure Sections (i), (ii), and (iii)**

**SETTLEMENT FUNDS EXCLUDING CAPITAL IMPROVEMENTS**  
**Requested, Obtained, and Expended-Disclosure Sections (i), (ii), and (iii)**  
**FY 2024**

Description	<i>Requested</i>	<i>Obtained</i> <sup>1</sup>	<i>Expended</i>
<b>I. PROGRAM FUNDS</b>			
Alcorn State University	\$ -	\$ -	\$ -
Jackson State University	-	2,090,794	2,090,794
Mississippi Valley State University	-	795,475	795,475
<b>Ayers Programs Total</b>	<b>-</b>	<b>2,886,269</b>	<b>2,886,269</b>
<b>II. OTHER FUNDS</b>			
Summer Developmental Programs Grant	-	-	-
Ayers Endowment	-	-	-
<b>Other Funds Total</b>	<b>-</b>	<b>-</b>	<b>-</b>
<b>III. CATCH-UP FUNDS</b>			
Alcorn State University	-	-	-
Jackson State University	-	-	-
Mississippi Valley State University	-	-	-
Program Funding-Catch-up	-	-	-
Summer Developmental Programs Grant-Catch-up	-	-	-
Ayers Endowment-Catch-up	-	-	-
<b>Catch-Up Funds Total</b>	<b>-</b>	<b>-</b>	<b>-</b>
<b>SUBTOTAL</b>	<b>-</b>	<b>2,886,269</b>	<b>2,886,269</b>
<b>IV. ENDOWMENT INTEREST</b>			
Managed by State Treasury	150,000	-	-
Managed by Board of Trustees (Public & Private)	-	1,005,913	277,527
Managed by ASU (Public & Private)	-	678,177	650,525
Managed by JSU (Public & Private)	-	4,168,752	825,000
<b>Endowment Interest Total</b>	<b>150,000</b>	<b>5,852,842</b>	<b>1,753,052</b>
<b>GRAND TOTAL</b>	<b>\$ 150,000</b>	<b>\$ 8,739,111</b>	<b>\$ 4,639,321</b>

<sup>1</sup> the FY 2024 obtained figures for ASU, JSU and MVSU include unspent Ayers funds from prior years that were subsequently carried over and re-appropriated by the legislature.

**Ayers Settlement Funds Excluding Facilities**  
**CUMULATIVE Requested, Obtained, and Expended**  
**FY 2002 through FY 2024**

Description	<i>Requested</i>	<i>Obtained</i>	<i>Expended</i>
Alcorn State University	\$ 68,574,000	\$ 60,672,144	\$ 59,847,493
Jackson State University	185,804,000	192,375,051	184,691,908
Mississippi Valley State University	69,048,000	65,858,642	60,508,480
<b>Ayers Programs <sup>1</sup></b>	<b>323,426,000</b>	<b>318,905,837</b>	<b>305,047,881</b>
Alcorn State University	3,600,000	3,600,000	3,600,000
Mississippi Valley State University	3,600,000	3,600,000	3,600,000
<b>Ayers Reappropriation-Reinstatement of Funds Cut by State in FY 2001 and FY 2002</b>	<b>7,200,000</b>	<b>7,200,000</b>	<b>7,200,000</b>
<b>Attorney Fees</b>	<b>5,750,000</b>	<b>2,250,000</b>	<b>2,250,000</b>
<b>Summer Developmental Programs Grant <sup>3</sup></b>	<b>8,750,000</b>	<b>6,500,000</b>	<b>6,500,000</b>
<b>Ayers Endowment</b>	<b>70,000,000</b>	<b>70,000,000</b>	<b>70,000,000</b>
<b>CATCH-UP REQUEST<sup>2</sup></b>			
Alcorn State University	11,392,500	0	0
Jackson State University	3,806,250	0	0
Mississippi Valley State University	10,503,750	0	0
<b>Program Funding-Catch-up</b>	<b>25,702,500</b>	<b>0</b>	<b>0</b>
<b>Summer Developmental Programs Grant-Catch-up</b>	<b>2,812,500</b>	<b>0</b>	<b>0</b>
<b>Ayers Endowment-Catch-up</b>	<b>20,000,000</b>	<b>0</b>	<b>0</b>
<b>Total Catch-up Request</b>	<b>48,515,000</b>	<b>0</b>	<b>0</b>
<b>TOTAL</b>	<b>463,641,000</b>	<b>404,855,837</b>	<b>390,997,881</b>
<b>Ayers Interest <sup>3</sup></b>	<b>22,282,000</b>	<b>40,286,825</b>	<b>27,955,561</b>
<b>GRAND TOTAL</b>	<b>\$485,923,000</b>	<b>\$445,142,662</b>	<b>\$418,953,442</b>

<sup>1</sup> Ayers academic program Settlement funding began in FY 2006, which is the first fiscal year in which the Legislature appropriated Ayers academic program funding after the conclusion of the Settlement and appeals in the Ayers case.

<sup>2</sup> Includes correction to amount reported as Catch-Up Funds for FY 2011.

<sup>3</sup> Includes correction to prior year amount.



AYERS SETTLEMENT FUNDS EXCLUDING FACILITIES												
Requested, Obtained and Expended												
FY 2002 through FY 2005												
Description	FY 2002 Requested	FY 2002 Obtained	FY 2002 Expended	FY 2003 Requested	FY 2003 Obtained	FY 2003 Expended	FY 2004 Requested	FY 2004 Obtained	FY 2004 Expended	FY 2005 Requested	FY 2005 Obtained	FY 2005 Expended
<b>I. PROGRAM FUNDS</b>												
Alcorn State University	\$ 3,112,000	\$ 1,337,000	\$ 1,337,000	\$ 4,350,000	\$ 1,312,000	\$ 1,312,000	\$ 3,112,000	\$ 1,312,000	\$ 1,298,499	\$ 4,350,000	\$ 1,312,000	\$ 1,312,000
Jackson State University	10,485,000	10,485,000	10,485,000	11,500,000	10,485,000	10,485,000	10,485,000	10,485,000	10,353,537	11,500,000	10,485,000	10,485,000
Mississippi Valley State University	3,349,000	1,574,000	1,574,000	4,350,000	1,549,000	1,549,000	3,349,000	1,549,000	1,549,000	4,350,000	1,549,000	1,549,000
<b>Ayers Programs</b>	<b>16,946,000</b>	<b>13,396,000</b>	<b>13,396,000</b>	<b>20,200,000</b>	<b>13,346,000</b>	<b>13,346,000</b>	<b>16,946,000</b>	<b>13,346,000</b>	<b>13,201,036</b>	<b>20,200,000</b>	<b>13,346,000</b>	<b>13,346,000</b>
Alcorn State University	0	0	0	3,600,000	3,600,000	513,214	0	0	2,414,602	0	0	672,184
Mississippi Valley State University	0	0	0	3,600,000	3,600,000	750,431	0	0	1,758,477	0	0	1,091,092
<b>Ayers Reappropriation-Reinstatement of Funds Cut by State in FY 2001 and FY 2002</b>	<b>0</b>	<b>0</b>	<b>0</b>	<b>7,200,000</b>	<b>7,200,000</b>	<b>1,263,645</b>	<b>0</b>	<b>0</b>	<b>4,173,079</b>	<b>0</b>	<b>0</b>	<b>1,763,276</b>
<b>II. OTHER FUNDS</b>												
Attorney Fees	1,000,000	0	0	0	0	0	1,250,000	0	0	1,000,000	1,000,000	1,000,000
Summer Developmental Programs Grant	500,000	0	0	500,000	0	0	500,000	0	0	500,000	0	0
Ayers Endowment	5,000,000	0	0	5,000,000	0	0	5,000,000	0	0	5,000,000	0	0
<b>Other Funds Total</b>	<b>6,500,000</b>	<b>0</b>	<b>0</b>	<b>5,500,000</b>	<b>0</b>	<b>0</b>	<b>6,750,000</b>	<b>0</b>	<b>0</b>	<b>6,500,000</b>	<b>1,000,000</b>	<b>1,000,000</b>
<b>III. CATCH UP FUNDS</b>												
Catch-Up Funds Total	0	0	0	0	0	0	0	0	0	0	0	0
<b>SUBTOTAL</b>	<b>23,446,000</b>	<b>13,396,000</b>	<b>13,396,000</b>	<b>32,900,000</b>	<b>20,546,000</b>	<b>14,609,645</b>	<b>23,696,000</b>	<b>13,346,000</b>	<b>17,374,115</b>	<b>26,700,000</b>	<b>14,346,000</b>	<b>16,109,276</b>
<b>IV. ENDOWMENT INTEREST</b>												
Managed by State Treasury	900,000	900,000	900,000	1,472,000	900,000	900,000	1,010,000	900,000	828,520	1,200,000	450,000	450,000
Managed by Board of Trustees (Public & Private)	0	0	0	0	0	0	0	0	0	0	0	0
Managed by ASU (Public & Private)	0	0	0	0	0	0	0	0	0	0	0	0
<b>Endowment Interest Total</b>	<b>900,000</b>	<b>900,000</b>	<b>900,000</b>	<b>1,472,000</b>	<b>900,000</b>	<b>900,000</b>	<b>1,010,000</b>	<b>900,000</b>	<b>828,520</b>	<b>1,200,000</b>	<b>450,000</b>	<b>450,000</b>
<b>GRAND TOTAL</b>	<b>\$24,346,000</b>	<b>\$14,296,000</b>	<b>\$14,296,000</b>	<b>\$34,372,000</b>	<b>\$21,446,000</b>	<b>\$15,509,645</b>	<b>\$24,706,000</b>	<b>\$14,246,000</b>	<b>\$18,202,635</b>	<b>\$27,900,000</b>	<b>\$14,796,000</b>	<b>\$16,559,276</b>
*Ayers Interest obtained reflects actual earnings available for the fiscal year												
Requested, Obtained and Expended												
FY 2006 through FY 2009												
Description	FY 2006 Requested	FY 2006 Obtained	FY 2006 Expended	FY 2007 Requested	FY 2007 Obtained	FY 2007 Expended	FY 2008 Requested	FY 2008 Obtained	FY 2008 Expended	FY 2009 Requested	FY 2009 Obtained	FY 2009 Expended
<b>I. PROGRAM FUNDS</b>												
Alcorn State University	4,350,000	4,350,000	4,350,000	4,350,000	4,350,000	4,244,828	4,350,000	4,350,000	3,833,320	4,350,000	4,350,000	4,163,985
Jackson State University	11,500,000	11,500,000	11,500,000	11,500,000	11,500,000	11,477,982	11,500,000	11,500,000	11,500,000	11,500,000	11,500,000	11,500,000
Mississippi Valley State University	4,350,000	4,350,000	4,350,000	4,350,000	4,350,000	4,001,661	4,350,000	4,350,000	4,350,000	4,350,000	4,350,000	4,350,000
<b>Ayers Programs</b>	<b>20,200,000</b>	<b>20,200,000</b>	<b>20,200,000</b>	<b>20,200,000</b>	<b>20,200,000</b>	<b>19,724,471</b>	<b>20,200,000</b>	<b>20,200,000</b>	<b>19,683,320</b>	<b>20,200,000</b>	<b>20,200,000</b>	<b>20,013,985</b>
Alcorn State University	0	0	0	0	0	0	0	0	0	0	0	0
Mississippi Valley State University	0	0	0	0	0	0	0	0	0	0	0	0
<b>Ayers Reappropriation</b>	<b>0</b>	<b>0</b>	<b>0</b>	<b>0</b>	<b>0</b>	<b>0</b>	<b>0</b>	<b>0</b>	<b>0</b>	<b>0</b>	<b>0</b>	<b>0</b>
<b>II. OTHER FUNDS</b>												
Attorney Fees	1,250,000	0	0	1,250,000	1,250,000	1,250,000	0	0	0	0	0	0
Summer Developmental Programs Grant	500,000	500,000	500,000	750,000	500,000	500,000	750,000	500,000	500,000	500,000	500,000	500,000
Ayers Endowment	5,000,000	5,000,000	5,000,000	5,000,000	5,000,000	5,000,000	5,000,000	5,000,000	5,000,000	5,000,000	5,000,000	5,000,000
<b>Other Funds Total</b>	<b>6,750,000</b>	<b>5,500,000</b>	<b>5,500,000</b>	<b>7,000,000</b>	<b>6,750,000</b>	<b>6,750,000</b>	<b>5,750,000</b>	<b>5,500,000</b>	<b>5,500,000</b>	<b>5,500,000</b>	<b>5,500,000</b>	<b>5,500,000</b>
<b>III. CATCH UP FUNDS</b>												
Catch-Up Funds Total	5,640,500	0	0	10,640,500	0	0	10,703,000	0	0	10,765,500	0	0
<b>SUBTOTAL</b>	<b>32,590,500</b>	<b>25,700,000</b>	<b>25,700,000</b>	<b>37,840,500</b>	<b>26,950,000</b>	<b>26,474,471</b>	<b>36,653,000</b>	<b>25,700,000</b>	<b>25,183,320</b>	<b>36,465,500</b>	<b>25,700,000</b>	<b>25,513,985</b>
<b>IV. ENDOWMENT INTEREST</b>												
Managed by State Treasury	900,000	554,958	535,542	900,000	212,226	212,226	900,000	301,886	301,886	900,000	845,576	845,576
Managed by Board of Trustees (Public & Private)	0	0	0	0	156,870	156,870	0	399,225	399,225	0	558,194	558,194
Managed by ASU (Public & Private)	0	0	0	0	29,645	29,645	0	116,038	4,531	0	115,508	112,482
<b>Endowment Interest Total</b>	<b>900,000</b>	<b>554,958</b>	<b>535,542</b>	<b>900,000</b>	<b>398,741</b>	<b>398,741</b>	<b>900,000</b>	<b>817,149</b>	<b>705,642</b>	<b>900,000</b>	<b>1,519,278</b>	<b>1,516,252</b>
<b>GRAND TOTAL</b>	<b>\$33,490,500</b>	<b>\$26,254,958</b>	<b>\$26,235,542</b>	<b>\$38,740,500</b>	<b>\$27,348,741</b>	<b>\$26,873,212</b>	<b>\$37,553,000</b>	<b>\$26,517,149</b>	<b>\$25,888,962</b>	<b>\$37,365,500</b>	<b>\$27,219,278</b>	<b>\$27,030,237</b>
*Ayers Interest obtained reflects actual earnings available for the fiscal year												

AYERS SETTLEMENT FUNDS EXCLUDING FACILITIES												
Requested, Obtained and Expended												
FY 2010 through FY 2013												
Description	FY 2010	FY 2010	FY 2010	FY 2011	FY 2011	FY 2011	FY 2012	FY 2012	FY 2012	FY 2013	FY 2013	FY 2013
	Requested	Obtained	Expended	Requested	Obtained	Expended	Requested	Obtained	Expended	Requested	Obtained	Expended
<b>I. PROGRAM FUNDS</b>												
Alcorn State University	4,350,000	4,350,000	4,350,000	4,350,000	4,350,000	4,350,000	4,350,000	4,350,000	4,350,000	2,900,000	3,721,368	3,721,368
Jackson State University	11,500,000	11,500,000	11,500,000	11,500,000	11,500,000	11,297,158	11,500,000	11,500,000	10,820,500	7,667,000	8,023,323	7,824,674
Mississippi Valley State University	4,350,000	4,350,000	3,667,458	4,350,000	4,350,000	4,021,316	4,350,000	4,350,000	3,833,128	2,900,000	4,259,565	3,981,731
<b>Ayers Programs</b>	<b>20,200,000</b>	<b>20,200,000</b>	<b>19,517,458</b>	<b>20,200,000</b>	<b>20,200,000</b>	<b>19,668,474</b>	<b>20,200,000</b>	<b>20,200,000</b>	<b>19,003,628</b>	<b>13,467,000</b>	<b>16,004,256</b>	<b>15,527,773</b>
Alcorn State University	0	0	0	0	0	0	0	0	0	0	0	0
Mississippi Valley State University	0	0	0	0	0	0	0	0	0	0	0	0
<b>Ayers Reappropriation</b>	<b>0</b>	<b>0</b>	<b>0</b>	<b>0</b>	<b>0</b>	<b>0</b>	<b>0</b>	<b>0</b>	<b>0</b>	<b>0</b>	<b>0</b>	<b>0</b>
<b>II. OTHER FUNDS</b>												
Attorney Fees	0	0	0	0	0	0	0	0	0	0	0	0
Summer Developmental Programs Grant	500,000	750,000	750,000	750,000	750,000	750,000	750,000	750,000	750,000	750,000	750,000	750,000
Ayers Endowment	5,000,000	5,000,000	5,000,000	5,000,000	5,000,000	5,000,000	5,000,000	5,000,000	5,000,000	5,000,000	5,000,000	5,000,000
<b>Other Funds Total</b>	<b>5,500,000</b>	<b>5,750,000</b>	<b>5,750,000</b>	<b>5,750,000</b>	<b>5,750,000</b>	<b>5,750,000</b>	<b>5,750,000</b>	<b>5,750,000</b>	<b>5,750,000</b>	<b>5,750,000</b>	<b>5,750,000</b>	<b>5,750,000</b>
<b>III. CATCH UP FUNDS**</b>												
Catch-Up Funds Total	10,765,500	0	0	0	0	0	0	0	0	0	0	0
<b>SUBTOTAL</b>	<b>36,465,500</b>	<b>25,950,000</b>	<b>25,267,458</b>	<b>25,950,000</b>	<b>25,950,000</b>	<b>25,418,474</b>	<b>25,950,000</b>	<b>25,950,000</b>	<b>24,753,628</b>	<b>19,217,000</b>	<b>21,754,256</b>	<b>21,277,773</b>
<b>IV. ENDOWMENT INTEREST</b>												
Managed by State Treasury	900,000	748,370	673,270	900,000	521,040	521,040	900,000	361,007	361,007	900,000	239,421	239,421
Managed by Board of Trustees (Public & Private)	0	738,692	621,318	0	555,287	555,287	0	534,456	469,076	0	673,386	740,598
Managed by ASU (Public & Private)	0	11,668	72,092	0	154,336	68,471	0	129,485	40,564	0	137,935	261,964
<b>Endowment Interest Total</b>	<b>900,000</b>	<b>1,498,730</b>	<b>1,366,680</b>	<b>900,000</b>	<b>1,230,663</b>	<b>1,144,798</b>	<b>900,000</b>	<b>1,024,948</b>	<b>870,647</b>	<b>900,000</b>	<b>1,050,742</b>	<b>1,241,983</b>
<b>GRAND TOTAL</b>	<b>\$37,365,500</b>	<b>\$27,448,730</b>	<b>\$26,634,138</b>	<b>\$26,850,000</b>	<b>\$27,180,663</b>	<b>\$26,563,272</b>	<b>\$26,850,000</b>	<b>\$26,974,948</b>	<b>\$25,624,275</b>	<b>\$20,117,000</b>	<b>\$22,804,998</b>	<b>\$22,519,756</b>

\*Ayers Interest obtained reflects actual earnings available for the fiscal year

Requested, Obtained and Expended												
FY 2014 through FY 2017												
Description	FY 2014	FY 2014	FY 2014	FY 2015	FY 2015	FY 2015	FY 2016	FY 2016	FY 2016	FY 2017	FY 2017	FY 2017
	Requested	Obtained	Expended	Requested	Obtained	Expended	Requested	Obtained	Expended	Requested	Obtained	Expended
<b>I. PROGRAM FUNDS</b>												
Alcorn State University	2,900,000	2,900,000	2,900,000	2,900,000	2,900,000	2,900,000	2,900,000	2,900,000	2,900,000	2,900,000	2,900,000	2,900,000
Jackson State University	7,667,000	8,346,500	8,182,996	7,667,000	7,865,649	7,824,143	7,667,000	7,830,504	7,530,749	7,667,000	7,708,506	7,390,230
Mississippi Valley State University	2,900,000	3,416,872	3,242,502	2,900,000	3,177,834	2,940,283	2,900,000	3,074,371	2,848,181	2,900,000	3,137,551	2,928,314
<b>Ayers Programs</b>	<b>13,467,000</b>	<b>14,663,372</b>	<b>14,325,498</b>	<b>13,467,000</b>	<b>13,943,483</b>	<b>13,664,426</b>	<b>13,467,000</b>	<b>13,804,875</b>	<b>13,278,930</b>	<b>13,467,000</b>	<b>13,746,057</b>	<b>13,218,544</b>
Alcorn State University	0	0	0	0	0	0	0	0	0	0	0	0
Mississippi Valley State University	0	0	0	0	0	0	0	0	0	0	0	0
<b>Ayers Reappropriation</b>	<b>0</b>	<b>0</b>	<b>0</b>	<b>0</b>	<b>0</b>	<b>0</b>	<b>0</b>	<b>0</b>	<b>0</b>	<b>0</b>	<b>0</b>	<b>0</b>
<b>II. OTHER FUNDS</b>												
Attorney Fees	0	0	0	0	0	0	0	0	0	0	0	0
Summer Developmental Programs Grant	750,000	750,000	750,000	750,000	750,000	750,000	0	0	0	0	0	0
Ayers Endowment	5,000,000	5,000,000	5,000,000	5,000,000	5,000,000	5,000,000	5,000,000	5,000,000	5,000,000	5,000,000	5,000,000	5,000,000
<b>Other Funds Total</b>	<b>5,750,000</b>	<b>5,750,000</b>	<b>5,750,000</b>	<b>5,750,000</b>	<b>5,750,000</b>	<b>5,750,000</b>	<b>5,000,000</b>	<b>5,000,000</b>	<b>5,000,000</b>	<b>5,000,000</b>	<b>5,000,000</b>	<b>5,000,000</b>
<b>III. CATCH UP FUNDS**</b>												
Catch-Up Funds Total	19,217,000	20,413,372	20,075,498	19,217,000	19,693,483	19,414,426	18,467,000	18,804,875	18,278,930	18,467,000	18,746,057	18,218,544
<b>SUBTOTAL</b>	<b>19,217,000</b>	<b>20,413,372</b>	<b>20,075,498</b>	<b>19,217,000</b>	<b>19,693,483</b>	<b>19,414,426</b>	<b>18,467,000</b>	<b>18,804,875</b>	<b>18,278,930</b>	<b>18,467,000</b>	<b>18,746,057</b>	<b>18,218,544</b>
<b>IV. ENDOWMENT INTEREST</b>												
Managed by State Treasury	900,000	3,498	3,498	900,000	100,886	100,886	900,000	0	0	900,000	76,643	76,643
Managed by Board of Trustees (Public & Private)	0	774,044	789,126	0	963,828	812,717	0	1,162,235	932,969	0	569,245	502,557
Managed by ASU (Public & Private)	0	171,200	186,510	0	177,941	239,052	0	265,870	265,870	0	235,070	235,070
Managed by JSU (Public & Private)	0	0	0	0	0	0	0	0	0	0	761,373	734,202
<b>Endowment Interest Total</b>	<b>900,000</b>	<b>948,742</b>	<b>979,134</b>	<b>900,000</b>	<b>1,242,655</b>	<b>1,152,655</b>	<b>900,000</b>	<b>1,428,105</b>	<b>1,198,839</b>	<b>900,000</b>	<b>1,642,331</b>	<b>1,548,473</b>
<b>GRAND TOTAL</b>	<b>\$20,117,000</b>	<b>\$21,362,114</b>	<b>\$21,054,632</b>	<b>\$20,117,000</b>	<b>\$20,936,138</b>	<b>\$20,567,081</b>	<b>\$19,367,000</b>	<b>\$20,232,980</b>	<b>\$19,477,769</b>	<b>\$19,367,000</b>	<b>\$20,388,388</b>	<b>\$19,767,017</b>

\*Ayers Interest obtained reflects actual earnings available for the fiscal year

Requested, Obtained and Expended												
FY 2018 through FY 2021												
Description	FY 2018	FY 2018	FY 2018	FY 2019	FY 2019	FY 2019	FY 2020	FY 2020 <sup>1</sup>	FY 2020	FY 2021	FY 2021	FY 2021
	Requested	Obtained	Expended	Requested	Obtained	Expended	Requested	Obtained	Expended	Requested	Obtained	Expended
<b>I. PROGRAM FUNDS</b>	as of 8/31/20											
Alcorn State University	2,900,000	3,189,140	3,189,132	1,450,000	1,450,000	1,450,000	1,450,000	1,450,008	1,450,008	1,450,000	1,450,000	1,446,725
Jackson State University	7,667,000	8,431,427	7,614,938	3,833,000	4,451,031	3,918,002	3,833,000	4,649,489	3,629,868	3,833,000	4,366,029	3,200,332
Mississippi Valley State University	2,900,000	3,189,140	2,770,925	1,450,000	1,885,427	1,617,473	1,450,000	1,868,215	1,448,247	1,450,000	1,717,954	1,271,023
<b>Ayers Programs</b>	<b>13,467,000</b>	<b>14,809,707</b>	<b>13,574,995</b>	<b>6,733,000</b>	<b>7,786,458</b>	<b>6,985,475</b>	<b>6,733,000</b>	<b>7,967,712</b>	<b>6,528,123</b>	<b>6,733,000</b>	<b>7,533,983</b>	<b>5,918,080</b>
Alcorn State University	0	0	0	0	0	0	0	0	0	0	0	0
Mississippi Valley State University	0	0	0	0	0	0	0	0	0	0	0	0
<b>Ayers Reappropriation</b>	<b>0</b>	<b>0</b>	<b>0</b>	<b>0</b>	<b>0</b>	<b>0</b>	<b>0</b>	<b>0</b>	<b>0</b>	<b>0</b>	<b>0</b>	<b>0</b>
<b>II. OTHER FUNDS</b>												
Attorney Fees	0	0	0	0	0	0	0	0	0	0	0	0
Summer Developmental Programs Grant	0	0	0	0	0	0	0	0	0	0	0	0
<b>Ayers Endowment</b>	<b>5,000,000</b>	<b>5,000,000</b>	<b>5,000,000</b>	<b>5,000,000</b>	<b>5,000,000</b>	<b>5,000,000</b>	<b>0</b>	<b>0</b>	<b>0</b>	<b>0</b>	<b>0</b>	<b>0</b>
<b>Other Funds Total</b>	<b>5,000,000</b>	<b>5,000,000</b>	<b>5,000,000</b>	<b>5,000,000</b>	<b>5,000,000</b>	<b>5,000,000</b>	<b>0</b>	<b>0</b>	<b>0</b>	<b>0</b>	<b>0</b>	<b>0</b>
<b>III. CATCH UP FUNDS**</b>												
Catch-Up Funds Total	0	0	0	0	0	0	0	0	0	0	0	0
<b>SUBTOTAL</b>	<b>18,467,000</b>	<b>19,809,707</b>	<b>18,574,995</b>	<b>11,733,000</b>	<b>12,786,458</b>	<b>11,985,475</b>	<b>6,733,000</b>	<b>7,967,712</b>	<b>6,528,123</b>	<b>6,733,000</b>	<b>7,533,983</b>	<b>5,918,080</b>
<b>IV. ENDOWMENT INTEREST</b>												
Managed by State Treasury	900,000	101,925	101,925	900,000	42,764	42,764	900,000	0	0	900,000	849,880	202,455
Managed by Board of Trustees (Public & Private)	0	455,441	375,647	0	588,745	391,646	0	717,493	370,251	0	0	0
Managed by ASU (Public & Private)	0	348,176	348,176	0	468,123	468,123	0	512,637	371,938	0	700,074	697,875
Managed by JSU (Public & Private)	0	625,656	554,551	0	589,585	470,726	0	1,644,842	1,599,445	0	1,436,850	1,188,956
<b>Endowment Interest Total</b>	<b>900,000</b>	<b>1,531,198</b>	<b>1,380,299</b>	<b>900,000</b>	<b>1,689,218</b>	<b>1,373,260</b>	<b>900,000</b>	<b>2,874,972</b>	<b>2,341,634</b>	<b>900,000</b>	<b>2,986,804</b>	<b>2,089,286</b>
<b>GRAND TOTAL</b>	<b>\$19,367,000</b>	<b>\$21,340,905</b>	<b>\$19,955,294</b>	<b>\$12,633,000</b>	<b>\$14,475,676</b>	<b>\$13,358,735</b>	<b>\$7,633,000</b>	<b>\$10,842,684</b>	<b>\$8,869,757</b>	<b>\$7,633,000</b>	<b>\$10,520,787</b>	<b>\$8,007,366</b>

<sup>1</sup>Ayers Interest obtained reflects actual earnings available for the fiscal year

Requested, Obtained and Expended												
FY 2022 through FY 2024												
Description	FY 2022	FY 2022	FY 2022	FY 2023	FY 2023	FY 2023	FY 2024	FY 2024	FY 2024			
	Requested	Obtained	Expended	Requested	Obtained	Expended	Requested	Obtained	Expended			
<b>I. PROGRAM FUNDS</b>												
Alcorn State University	1,450,000	2,085,353	2,085,353	0	3,275	3,275	0	0	0	0	0	0
Jackson State University	3,833,000	5,006,102	2,915,308	0	1,165,697	1,165,697	0	2,090,794	2,090,794	0	0	0
Mississippi Valley State University	1,450,000	2,218,307	1,422,832	0	446,931	446,931	0	795,475	795,475	0	0	0
<b>Ayers Programs</b>	<b>6,733,000</b>	<b>9,309,762</b>	<b>6,423,493</b>	<b>0</b>	<b>1,615,903</b>	<b>1,615,903</b>	<b>0</b>	<b>2,886,269</b>	<b>2,886,269</b>	<b>0</b>	<b>0</b>	<b>0</b>
Alcorn State University	0	0	0	0	0	0	0	0	0	0	0	0
Mississippi Valley State University	0	0	0	0	0	0	0	0	0	0	0	0
<b>Ayers Reappropriation</b>	<b>0</b>	<b>0</b>	<b>0</b>	<b>0</b>	<b>0</b>	<b>0</b>	<b>0</b>	<b>0</b>	<b>0</b>	<b>0</b>	<b>0</b>	<b>0</b>
<b>II. OTHER FUNDS</b>												
Attorney Fees	0	0	0	0	0	0	0	0	0	0	0	0
Summer Developmental Programs Grant	0	0	0	0	0	0	0	0	0	0	0	0
<b>Ayers Endowment</b>	<b>0</b>	<b>0</b>	<b>0</b>	<b>0</b>	<b>0</b>	<b>0</b>	<b>0</b>	<b>0</b>	<b>0</b>	<b>0</b>	<b>0</b>	<b>0</b>
<b>Other Funds Total</b>	<b>0</b>	<b>0</b>	<b>0</b>	<b>0</b>	<b>0</b>	<b>0</b>	<b>0</b>	<b>0</b>	<b>0</b>	<b>0</b>	<b>0</b>	<b>0</b>
<b>III. CATCH UP FUNDS**</b>												
Catch-Up Funds Total	0	0	0	0	0	0	0	0	0	0	0	0
<b>SUBTOTAL</b>	<b>6,733,000</b>	<b>9,309,762</b>	<b>6,423,493</b>	<b>0</b>	<b>1,615,903</b>	<b>1,615,903</b>	<b>0</b>	<b>2,886,269</b>	<b>2,886,269</b>	<b>0</b>	<b>0</b>	<b>0</b>
<b>IV. ENDOWMENT INTEREST</b>												
Managed by State Treasury	900,000	0	0	900,000	0	0	1,500,000	0	0	0	0	0
Managed by Board of Trustees (Public & Private)	0	875,782	246,641	0	889,304	275,107	0	1,005,913	277,527	0	0	0
Managed by ASU (Public & Private)	0	287,813	287,813	0	320,483	68,611	0	678,177	650,525	0	0	0
Managed by JSU (Public & Private)	0	2,542,466	856,041	0	3,928,901	1,545,911	0	4,168,752	825,000	0	0	0
<b>Endowment Interest Total</b>	<b>900,000</b>	<b>3,706,061</b>	<b>1,390,495</b>	<b>900,000</b>	<b>5,138,688</b>	<b>1,889,629</b>	<b>1,500,000</b>	<b>5,852,842</b>	<b>1,753,052</b>	<b>0</b>	<b>0</b>	<b>0</b>
<b>GRAND TOTAL</b>	<b>\$7,633,000</b>	<b>\$13,015,823</b>	<b>\$7,813,988</b>	<b>\$900,000</b>	<b>\$6,754,591</b>	<b>\$3,505,532</b>	<b>\$1,500,000</b>	<b>\$8,739,111</b>	<b>\$4,639,321</b>	<b>\$0</b>	<b>\$0</b>	<b>\$0</b>

<sup>1</sup>Ayers Interest obtained reflects actual earnings available for the fiscal year



# **III. ENROLLMENT**

**Institutional Enrollments by Race at each Public University**

**Disclosure Section (iv)**

**Institutional Enrollments By Race at Each Public University**  
**Unduplicated Headcount-Academic Year**  
**ENROLLMENT PERCENTAGES PROVIDED FOR THE HBUS**  
**Disclosure Section (iv)**

Institution	Race	Academic Year 2023-24
Alcorn State University	WHITE	92
	BLACK	3,084
	OTHER	76
	UNKNOWN	25
	<b>UNDUPLICATED TOTAL</b>	<b>3,277</b>
	<b>% OTHER RACE <sup>1</sup></b>	<b>5.1%</b>
Delta State University	WHITE	1,871
	BLACK	1,360
	OTHER	213
	UNKNOWN	147
	<b>UNDUPLICATED TOTAL</b>	<b>3,591</b>
Jackson State University	WHITE	231
	BLACK	6,972
	OTHER	193
	UNKNOWN	8
	<b>UNDUPLICATED TOTAL</b>	<b>7,404</b>
	<b>% OTHER RACE <sup>1</sup></b>	<b>5.7%</b>
Mississippi State University	WHITE	17,904
	BLACK	4,062
	OTHER	2,706
	UNKNOWN	655
	<b>UNDUPLICATED TOTAL</b>	<b>25,327</b>
Mississippi University for Women	WHITE	1,693
	BLACK	990
	OTHER	166
	UNKNOWN	0
	<b>UNDUPLICATED TOTAL</b>	<b>2,849</b>
Mississippi Valley State University	WHITE	224
	BLACK	2,273
	OTHER	131
	UNKNOWN	165
	<b>UNDUPLICATED TOTAL</b>	<b>2,793</b>
	<b>% OTHER RACE <sup>1</sup></b>	<b>12.7%</b>
University of Mississippi <sup>2</sup>	WHITE	20,489
	BLACK	3,317
	OTHER	3,425
	UNKNOWN	306
	<b>UNDUPLICATED TOTAL</b>	<b>27,537</b>
University of Southern Mississippi	WHITE	8,748
	BLACK	4,236
	OTHER	2,160
	UNKNOWN	190
	<b>UNDUPLICATED TOTAL</b>	<b>15,334</b>
Mississippi Institutions of Higher Learning System	WHITE	51,252
	BLACK	26,294
	OTHER	9,070
	UNKNOWN	1,496
	<b>UNDUPLICATED TOTAL</b>	<b>88,112</b>

**Notes:**

<sup>1</sup> Calculation of *other race percentage* excludes unknown or undeclared race.

<sup>2</sup> Enrollment totals for the University of Mississippi include the Medical Center.

**Institutional Enrollments By Race at Each Public University**

*Unduplicated Headcount-Eight Year Comparison, OTHER RACE PERCENTAGES PROVIDED FOR HBUs  
Disclosure Section (iv)*

Institution	Race <sup>1</sup>	Academic Year 2012-13	Academic Year 2013-14	Academic Year 2014-15	Academic Year 2015-16	Academic Year 2016-17	Academic Year 2017-18	Academic Year 2018-19	Academic Year 2019-20	Academic Year 2020-21	Academic Year 2021-22	Academic Year 2022-23	Academic Year 2023-24
Alcorn State University	WHITE	235	206	173	169	184	178	143	137	136	131	128	92
	BLACK	4,203	4,092	3,861	3,710	3,581	3,859	3,871	3,739	3,513	3,306	3,219	3,084
	OTHER	74	58	91	190	130	122	99	77	87	81	85	76
	UNKNOWN	0	0	0	0	0	0	4	1	0	0	0	25
	<b>UNDUPLICATED TOTAL</b>	<b>4,512</b>	<b>4,356</b>	<b>4,125</b>	<b>4,069</b>	<b>3,895</b>	<b>4,159</b>	<b>4,117</b>	<b>3,954</b>	<b>3,736</b>	<b>3,518</b>	<b>3,432</b>	<b>3,277</b>
<b>% OTHER RACE <sup>2</sup></b>	<b>6.8%</b>	<b>6.1%</b>	<b>6.4%</b>	<b>8.8%</b>	<b>8.1%</b>	<b>7.2%</b>	<b>5.9%</b>	<b>5.4%</b>	<b>6.0%</b>	<b>6.0%</b>	<b>6.2%</b>	<b>5.1%</b>	
Delta State University	WHITE	3,668	3,564	3,380	3,130	3,124	3,438	3,366	2,929	2,332	1,979	1,830	1,871
	BLACK	1,999	2,006	2,079	1,862	1,856	1,804	1,705	1,468	1,344	1,268	1,165	1,360
	OTHER	398	440	414	399	416	439	508	541	302	251	206	213
	UNKNOWN	64	111	89	114	191	115	145	189	158	129	133	147
	<b>UNDUPLICATED TOTAL</b>	<b>6,129</b>	<b>6,121</b>	<b>5,962</b>	<b>5,505</b>	<b>5,587</b>	<b>5,796</b>	<b>5,724</b>	<b>5,127</b>	<b>4,136</b>	<b>3,627</b>	<b>3,334</b>	<b>3,591</b>
<b>% OTHER RACE <sup>2</sup></b>	<b>10.7%</b>	<b>10.2%</b>	<b>10.3%</b>	<b>10.3%</b>	<b>10.0%</b>	<b>9.7%</b>	<b>9.7%</b>	<b>9.1%</b>	<b>9.0%</b>	<b>6.2%</b>	<b>5.9%</b>	<b>5.7%</b>	
Jackson State University	WHITE	845	750	741	802	777	649	540	446	441	267	241	231
	BLACK	9,527	9,658	9,698	10,021	10,037	8,834	7,606	7,290	7,181	7,588	7,283	6,972
	OTHER	301	344	370	353	341	296	273	287	270	231	215	193
	UNKNOWN	0	1	3	0	0	0	0	0	0	0	3	8
	<b>UNDUPLICATED TOTAL</b>	<b>10,673</b>	<b>10,753</b>	<b>10,812</b>	<b>11,176</b>	<b>11,155</b>	<b>9,779</b>	<b>8,419</b>	<b>8,023</b>	<b>7,892</b>	<b>8,086</b>	<b>7,742</b>	<b>7,404</b>
<b>% OTHER RACE <sup>2</sup></b>	<b>10.7%</b>	<b>10.2%</b>	<b>10.3%</b>	<b>10.3%</b>	<b>10.0%</b>	<b>9.7%</b>	<b>9.7%</b>	<b>9.1%</b>	<b>9.0%</b>	<b>6.2%</b>	<b>5.9%</b>	<b>5.7%</b>	
Mississippi State University	WHITE	15,818	16,095	16,000	16,586	16,845	17,144	17,397	17,650	18,213	18,188	17,990	17,904
	BLACK	4,755	4,555	4,482	4,682	4,745	4,682	4,548	4,289	4,676	4,472	4,154	4,062
	OTHER	1,121	1,184	1,282	1,401	1,950	2,156	2,312	2,406	2,542	2,637	2,596	2,706
	UNKNOWN	1,178	1,116	1,130	1,110	408	229	218	238	436	466	522	655
	<b>UNDUPLICATED TOTAL</b>	<b>22,872</b>	<b>22,950</b>	<b>22,894</b>	<b>23,779</b>	<b>23,948</b>	<b>24,211</b>	<b>24,475</b>	<b>24,583</b>	<b>25,867</b>	<b>25,763</b>	<b>25,262</b>	<b>25,327</b>
<b>% OTHER RACE <sup>2</sup></b>	<b>10.7%</b>	<b>10.2%</b>	<b>10.3%</b>	<b>10.3%</b>	<b>10.0%</b>	<b>9.7%</b>	<b>9.7%</b>	<b>9.1%</b>	<b>9.0%</b>	<b>6.2%</b>	<b>5.9%</b>	<b>5.7%</b>	
Mississippi University for Women	WHITE	2,052	2,027	2,145	2,120	2,231	2,160	2,096	2,062	1,981	1,906	1,775	1,693
	BLACK	1,297	1,278	1,273	1,277	1,266	1,262	1,215	1,274	1,311	1,205	1,071	990
	OTHER	96	100	98	101	208	186	150	161	164	137	133	166
	UNKNOWN	42	50	70	123	54	0	1	1	0	0	0	0
	<b>UNDUPLICATED TOTAL</b>	<b>3,487</b>	<b>3,455</b>	<b>3,586</b>	<b>3,621</b>	<b>3,759</b>	<b>3,608</b>	<b>3,462</b>	<b>3,498</b>	<b>3,456</b>	<b>3,248</b>	<b>2,979</b>	<b>2,849</b>
<b>% OTHER RACE <sup>2</sup></b>	<b>4.3%</b>	<b>4.9%</b>	<b>5.1%</b>	<b>4.2%</b>	<b>4.6%</b>	<b>4.3%</b>	<b>4.2%</b>	<b>4.0%</b>	<b>4.2%</b>	<b>15.0%</b>	<b>14.9%</b>	<b>12.7%</b>	
Mississippi Valley State University	WHITE	92	93	85	71	76	60	58	54	36	292	244	224
	BLACK	2,559	2,346	2,351	2,427	2,606	2,499	2,356	2,326	2,198	2,251	1,951	2,273
	OTHER	31	33	45	41	54	58	52	49	61	110	118	131
	UNKNOWN	147	121	88	109	83	112	133	149	23	22	123	165
	<b>UNDUPLICATED TOTAL</b>	<b>2,829</b>	<b>2,593</b>	<b>2,569</b>	<b>2,648</b>	<b>2,819</b>	<b>2,729</b>	<b>2,599</b>	<b>2,578</b>	<b>2,318</b>	<b>2,675</b>	<b>2,436</b>	<b>2,793</b>
<b>% OTHER RACE <sup>2</sup></b>	<b>4.3%</b>	<b>4.9%</b>	<b>5.1%</b>	<b>4.2%</b>	<b>4.6%</b>	<b>4.3%</b>	<b>4.2%</b>	<b>4.0%</b>	<b>4.2%</b>	<b>15.0%</b>	<b>14.9%</b>	<b>12.7%</b>	

**Institutional Enrollments By Race at Each Public University**

*Unduplicated Headcount-Eight Year Comparison, OTHER RACE PERCENTAGES PROVIDED FOR HBUs  
Disclosure Section (iv)*

Institution	Race <sup>1</sup>	Academic Year 2012-13	Academic Year 2013-14	Academic Year 2014-15	Academic Year 2015-16	Academic Year 2016-17	Academic Year 2017-18	Academic Year 2018-19	Academic Year 2019-20	Academic Year 2020-21	Academic Year 2021-22	Academic Year 2022-23	Academic Year 2023-24
University of Mississippi <sup>3</sup>	WHITE	18,253	19,016	19,915	20,824	20,898	20,405	19,563	18,883	18,512	18,259	19,207	20,489
	BLACK	4,201	4,036	3,827	3,810	3,724	3,642	3,435	3,327	3,339	3,350	3,243	3,317
	OTHER	2,178	2,344	2,576	2,675	2,870	2,894	3,042	2,990	2,878	2,846	3,181	3,425
	UNKNOWN	434	286	294	326	263	94	135	124	230	281	168	306
	<b>UNDUPLICATED TOTAL</b>	<b>25,066</b>	<b>25,682</b>	<b>26,612</b>	<b>27,635</b>	<b>27,755</b>	<b>27,035</b>	<b>26,175</b>	<b>25,324</b>	<b>24,959</b>	<b>24,736</b>	<b>25,799</b>	<b>27,537</b>
University of Southern Mississippi	WHITE	11,929	11,411	10,973	10,689	10,646	10,557	10,656	10,263	10,218	9,802	9,141	8,748
	BLACK	5,444	5,033	4,662	4,619	4,460	4,473	4,505	4,311	4,569	4,427	4,259	4,236
	OTHER	1,372	1,566	1,538	1,563	1,647	1,608	1,689	1,692	1,758	1,825	1,972	2,160
	UNKNOWN	495	41	100	145	186	182	24	3	39	68	102	190
	<b>UNDUPLICATED TOTAL</b>	<b>19,240</b>	<b>18,051</b>	<b>17,273</b>	<b>17,016</b>	<b>16,939</b>	<b>16,820</b>	<b>16,874</b>	<b>16,269</b>	<b>16,584</b>	<b>16,122</b>	<b>15,474</b>	<b>15,334</b>
Mississippi Institutions of Higher Learning System	WHITE	52,892	53,162	53,412	54,391	54,781	54,591	53,819	52,424	51,869	50,824	50,556	51,252
	BLACK	33,985	33,004	32,233	32,408	32,275	31,055	29,241	28,024	28,131	27,867	26,345	26,294
	OTHER	5,571	6,069	6,414	6,723	7,616	7,759	8,125	8,203	8,062	8,118	8,506	9,070
	UNKNOWN	2,360	1,726	1,774	1,927	1,185	732	660	705	886	966	1,051	1,496
	<b>UNDUPLICATED TOTAL</b>	<b>94,808</b>	<b>93,961</b>	<b>93,833</b>	<b>95,449</b>	<b>95,857</b>	<b>94,137</b>	<b>91,845</b>	<b>89,356</b>	<b>88,948</b>	<b>87,775</b>	<b>86,458</b>	<b>88,112</b>

**Notes:**

<sup>1</sup> Enrollment data are reported here on an academic year basis covering the 12-month academic year. This is more comprehensive than commonly reported Fall term enrollment. Further, assessments of the other-race threshold of 10% under the Settlement Agreement are based on annual enrollment data. Changing the reporting methodology does not affect the institutions or any previous determinations.

<sup>2</sup> Calculation of *other race percentage* excludes unknown or undeclared race.

<sup>3</sup> Enrollment totals for the University of Mississippi include the Medical Center.





## **IV. SUMMER DEVELOPMENTAL PROGRAM**

**Enrollment Data: By Race and University, the Number of Participants in the Summer Program, the Number of Participants Satisfactorily Completing the Program, and the Number of Successful Participants Enrolling in the Following Fall Term**

**Disclosure Section (v)**

**Grant Funding Data: By Race and University, the Number of Persons Receiving Funding Pursuant to Section II of the Agreement, the Total Amount of Funding Received by Each University, and the Standards Used in Distributing the Funds**

**Disclosure Section (vi)**

## ***Enrollment Data***

By Race and University: the Number of Participants in the Summer Program,  
the Number of Participants Satisfactorily Completing the Program,  
and the Number of Successful Participants Enrolling in the Following Fall Term

Disclosure Section (v)

**SUMMER AND FALL OF 2022**

Institution	Participants Enrolled				Participants Successful in				Successful Participants			
	in Summer Program				Summer Program				Enrolled in the Fall			
	White	Black	Other	Total	White	Black	Other	Total	White	Black	Other	Total
ASU	0	0	0	0	0	0	0	0	--	--	--	0
DSU	0	0	0	0	0	0	0	0	--	--	--	0
JSU	0	0	0	0	0	0	0	0	--	--	--	0
MSU	0	0	0	0	0	0	0	0	--	--	--	0
MUW	0	0	0	0	0	0	0	0	--	--	--	0
MVSU	0	46	0	46	0	36	0	36	--	--	--	0
UM	0	0	0	0	0	0	0	0	--	--	--	0
USM	0	0	0	0	0	0	0	0	--	--	--	0
<b>TOTAL</b>	<b>0</b>	<b>46</b>	<b>0</b>	<b>46</b>	<b>0</b>	<b>36</b>	<b>0</b>	<b>36</b>	<b>0</b>	<b>0</b>	<b>0</b>	<b>0</b>

Notes: Enrollment data for the Fall 2022 term is not available

**SUMMER AND FALL OF 2021**

Institution	Participants Enrolled				Participants Successful in				Successful Participants			
	in Summer Program				Summer Program				Enrolled in the Fall			
	White	Black	Other	Total	White	Black	Other	Total	White	Black	Other	Total
ASU	0	0	0	0	0	0	0	0	0	0	0	0
DSU	0	0	0	0	0	0	0	0	0	0	0	0
JSU	0	38	2	40	0	30	0	30	0	27	0	27
MSU	0	0	0	0	0	0	0	0	0	0	0	0
MUW	0	0	0	0	0	0	0	0	0	0	0	0
MVSU	1	15	1	17	1	13	0	14	1	12	0	13
UM	0	0	0	0	0	0	0	0	0	0	0	0
USM	0	0	0	0	0	0	0	0	0	0	0	0
<b>TOTAL</b>	<b>1</b>	<b>53</b>	<b>3</b>	<b>57</b>	<b>1</b>	<b>43</b>	<b>0</b>	<b>44</b>	<b>1</b>	<b>39</b>	<b>0</b>	<b>40</b>

Notes:

**SUMMER AND FALL OF 2020**

Institution	Participants Enrolled				Participants Successful in				Successful Participants				Participants Enrolled				Participants Successful in				Successful Fall Participants			
	in Summer Program				Summer Program				Enrolled in the Fall				in Summer Program (Fall Term)				Summer Program (Fall Term)				Enrolled in the Spring			
	White	Black	Other	Total	White	Black	Other	Total	White	Black	Other	Total	White	Black	Other	Total	White	Black	Other	Total	White	Black	Other	Total
ASU	0	38	0	38	0	29	0	29	0	27	0	27	0	0	0	0	0	0	0	0	0	0	0	0
DSU	0	0	0	0	0	0	0	0	0	0	0	0	0	0	0	0	0	0	0	0	0	0	0	0
JSU	0	0	0	0	0	0	0	0	0	0	0	0	4	104	3	111	4	88	3	95	3	75	3	81
MSU	0	0	0	0	0	0	0	0	0	0	0	0	0	0	0	0	0	0	0	0	0	0	0	0
MUW	0	0	0	0	0	0	0	0	0	0	0	0	0	0	0	0	0	0	0	0	0	0	0	0
MVSU	0	0	0	0	0	0	0	0	0	0	0	0	0	14	0	14	0	11	0	11	0	9	0	9
UM	0	0	0	0	0	0	0	0	0	0	0	0	0	0	0	0	0	0	0	0	0	0	0	0
USM	0	0	0	0	0	0	0	0	0	0	0	0	0	0	0	0	0	0	0	0	0	0	0	0
<b>TOTAL</b>	<b>0</b>	<b>38</b>	<b>0</b>	<b>38</b>	<b>0</b>	<b>29</b>	<b>0</b>	<b>29</b>	<b>0</b>	<b>27</b>	<b>0</b>	<b>27</b>	<b>4</b>	<b>118</b>	<b>3</b>	<b>125</b>	<b>4</b>	<b>99</b>	<b>3</b>	<b>106</b>	<b>3</b>	<b>84</b>	<b>3</b>	<b>90</b>

Notes: Other than ASU, IHL institutions did not offer the Summer Developmental Program during Summer 2020 due to the COVID pandemic. Several universities are offering the Summer Developmental Program during the Fall 2020 semester.

**By Race and University: the Number of Participants in the Summer Program,  
the Number of Participants Satisfactorily Completing the Program,  
and the Number of Successful Participants Enrolling in the Following Fall Term**

*Disclosure Section (v)*

**SUMMER AND FALL OF 2019**

Institution	Participants Enrolled				Participants Successful in				Successful Participants Enrolled in the Fall			
	in Summer Program				Summer Program							
	White	Black	Other	Total	White	Black	Other	Total	White	Black	Other	Total
ASU	0	38	0	38	0	36	0	36	0	36	0	36
DSU	0	0	0	0	0	0	0	0	0	1	0	1
JSU	0	48	2	50	0	38	2	40	2	38	2	42
MSU	0	6	1	7	0	6	1	7	0	5	1	6
MUW	0	0	0	0	0	0	0	0	0	3	0	3
MVSU	0	117	2	119	0	109	1	110	0	83	3	86
UM	0	0	0	0	0	0	0	0	0	0	0	0
USM	0	0	0	0	0	0	0	0	0	0	0	0
<b>TOTAL</b>	<b>0</b>	<b>209</b>	<b>5</b>	<b>214</b>	<b>0</b>	<b>189</b>	<b>4</b>	<b>193</b>	<b>2</b>	<b>166</b>	<b>6</b>	<b>174</b>

**SUMMER AND FALL OF 2018**

Institution	Participants Enrolled				Participants Successful in				Successful Participants Enrolled in the Fall			
	in Summer Program				Summer Program							
	White	Black	Other	Total	White	Black	Other	Total	White	Black	Other	Total
ASU	0	33	0	33	0	28	0	28	0	28	0	28
DSU	0	0	0	0	0	0	0	0	0	0	0	0
JSU	0	41	1	42	0	36	1	37	0	31	1	32
MSU	1	5	0	6	1	5	0	6	0	4	0	4
MUW	0	0	0	0	0	0	0	0	0	0	0	0
MVSU	0	104	3	107	0	98	3	101	0	75	2	77
UM	0	0	0	0	0	0	0	0	1	0	0	1
USM	0	0	0	0	0	0	0	0	0	0	0	0
<b>TOTAL</b>	<b>1</b>	<b>183</b>	<b>4</b>	<b>188</b>	<b>1</b>	<b>167</b>	<b>4</b>	<b>172</b>	<b>1</b>	<b>138</b>	<b>3</b>	<b>142</b>

**SUMMER AND FALL OF 2017**

Institution	Participants Enrolled				Participants Successful in				Successful Participants Enrolled in the Fall			
	in Summer Program				Summer Program							
	White	Black	Other	Total	White	Black	Other	Total	White	Black	Other	Total
ASU	0	37	1	38	0	34	1	35	0	34	0	34
DSU	0	0	0	0	0	0	0	0	0	0	0	0
JSU	0	36	0	36	0	23	0	23	0	22	1	23
MSU	0	12	0	12	0	8	0	8	0	6	0	6
MUW	0	0	0	0	0	0	0	0	0	0	0	0
MVSU	0	77	0	77	0	75	0	75	0	0	2	2
UM	0	0	0	0	0	0	0	0	0	65	0	65
USM	0	0	0	0	0	0	0	0	0	1	0	1
<b>TOTAL</b>	<b>0</b>	<b>162</b>	<b>1</b>	<b>163</b>	<b>0</b>	<b>140</b>	<b>1</b>	<b>141</b>	<b>0</b>	<b>128</b>	<b>3</b>	<b>131</b>

By Race and University: the Number of Participants in the Summer Program,  
the Number of Participants Satisfactorily Completing the Program,  
and the Number of Successful Participants Enrolling in the Following Fall Term  
*Disclosure Section (v)*

**SUMMER AND FALL OF 2016**

Institution	Participants Enrolled in Summer Program				Participants Successful in Summer Program				Successful Participants Enrolled in the Fall			
	White	Black	Other	Total	White	Black	Other	Total	White	Black	Other	Total
ASU	0	50	0	50	0	31	0	31	0	32	0	32
DSU	0	3	0	3	0	3	0	3	0	2	0	2
JSU	0	55	0	55	0	34	0	34	0	38	0	38
MSU	0	10	0	10	0	8	0	8	0	9	0	9
MUW	0	0	0	0	0	0	0	0	0	1	0	1
MVSU	0	107	0	107	0	101	0	101	0	75	0	75
UM	0	0	0	0	0	0	0	0	0	0	0	0
USM	0	0	0	0	0	0	0	0	0	1	0	1
<b>TOTAL</b>	<b>0</b>	<b>225</b>	<b>0</b>	<b>225</b>	<b>0</b>	<b>177</b>	<b>0</b>	<b>177</b>	<b>0</b>	<b>158</b>	<b>0</b>	<b>158</b>

**SUMMER AND FALL OF 2015**

Institution	Participants Enrolled in Summer Program				Participants Successful in Summer Program				Successful Participants Enrolled in the Fall			
	White	Black	Other	Total	White	Black	Other	Total	White	Black	Other	Total
ASU	0	35	0	35	0	20	0	20	0	20	0	20
DSU	2	9	0	11	2	6	0	8	2	4	0	6
JSU	0	68	3	71	0	46	1	47	0	44	2	46
MSU	1	9	1	11	1	7	1	9	1	7	1	9
MUW	0	0	0	0	0	0	0	0	0	0	0	0
MVSU	0	92	1	93	0	80	0	80	0	50	1	51
UM	0	4	0	4	0	2	0	2	0	1	0	1
USM	0	16	0	16	0	10	0	10	0	10	0	10
<b>TOTAL</b>	<b>3</b>	<b>233</b>	<b>5</b>	<b>241</b>	<b>3</b>	<b>171</b>	<b>2</b>	<b>176</b>	<b>3</b>	<b>136</b>	<b>4</b>	<b>143</b>

**SUMMER AND FALL OF 2014**

Institution	Participants Enrolled in Summer Program				Participants Successful in Summer Program				Successful Participants Enrolled in the Fall			
	White	Black	Other	Total	White	Black	Other	Total	White	Black	Other	Total
ASU	1	46	0	47	0	40	0	40	0	41	0	41
DSU	0	9	0	9	0	5	0	5	0	3	0	3
JSU	1	85	1	87	1	60	2	63	2	65	0	67
MSU	0	6	1	7	0	5	1	6	0	7	1	8
MUW	0	3	0	3	0	2	0	2	0	2	0	2
MVSU	0	119	0	119	0	111	0	111	0	87	3	90
UM	4	2	0	6	3	1	0	4	3	3	0	6
USM	0	7	2	9	0	7	2	9	0	12	0	12
<b>TOTAL</b>	<b>6</b>	<b>277</b>	<b>4</b>	<b>287</b>	<b>4</b>	<b>231</b>	<b>5</b>	<b>240</b>	<b>5</b>	<b>220</b>	<b>4</b>	<b>229</b>

By Race and University: the Number of Participants in the Summer Program,  
the Number of Participants Satisfactorily Completing the Program,  
and the Number of Successful Participants Enrolling in the Following Fall Term  
*Disclosure Section (v)*

**SUMMER AND FALL OF 2013**

Institution	Participants Enrolled				Participants Successful in				Successful Participants			
	in Summer Program				Summer Program				Enrolled in the Fall			
	White	Black	Other	Total	White	Black	Other	Total	White	Black	Other	Total
ASU	0	44	1	45	0	37	1	38	0	30	1	31
DSU	1	15	0	16	1	9	0	10	1	8	0	9
JSU	1	99	0	100	1	65	0	66	1	65	0	66
MSU	3	14	0	17	1	10	0	11	1	12	0	13
MUW	0	9	0	9	0	6	0	6	0	5	0	5
MVSU	0	144	0	144	0	141	0	141	0	106	0	106
UM	0	5	1	6	0	4	0	4	0	5	0	5
USM	0	1	1	2	0	1	1	2	0	3	1	4
<b>TOTAL</b>	<b>5</b>	<b>331</b>	<b>3</b>	<b>339</b>	<b>3</b>	<b>273</b>	<b>2</b>	<b>278</b>	<b>3</b>	<b>234</b>	<b>2</b>	<b>239</b>

**SUMMER AND FALL OF 2012**

Institution	Participants Enrolled				Participants Successful in				Successful Participants			
	in Summer Program				Summer Program				Enrolled in the Fall			
	White	Black	Other	Total	White	Black	Other	Total	White	Black	Other	Total
ASU	0	57	0	57	0	50	0	50	0	54	0	54
DSU	0	13	0	13	0	8	0	8	0	8	1	9
JSU	0	79	1	80	0	49	0	49	0	52	0	52
MSU	1	16	2	19	0	14	2	16	0	15	2	17
MUW	0	5	1	6	0	2	0	2	0	1	0	1
MVSU	0	134	0	134	0	117	0	117	0	83	6	89
UM	1	9	0	10	1	4	0	5	1	4	0	5
USM	0	5	0	5	0	5	0	5	0	6	0	6
<b>TOTAL</b>	<b>2</b>	<b>318</b>	<b>4</b>	<b>324</b>	<b>1</b>	<b>249</b>	<b>2</b>	<b>252</b>	<b>1</b>	<b>223</b>	<b>9</b>	<b>233</b>

**SUMMER AND FALL OF 2011**

Institution	Participants Enrolled				Participants Successful in				Successful Participants			
	in Summer Program				Summer Program				Enrolled in the Fall			
	White	Black	Other	Total	White	Black	Other	Total	White	Black	Other	Total
ASU	0	84	0	84	0	66	0	66	0	61	0	61
DSU	5	12	0	17	5	6	0	11	5	6	0	11
JSU	0	100	1	101	0	78	0	78	0	71	0	71
MSU	0	18	0	18	0	19	0	19	0	17	0	17
MUW	0	6	0	6	0	6	0	6	0	6	0	6
MVSU	0	114	7	121	0	107	6	113	0	81	1	82
UM	1	22	0	23	1	11	0	12	1	9	0	10
USM	0	11	0	11	0	11	0	11	0	11	0	11
<b>TOTAL</b>	<b>6</b>	<b>367</b>	<b>8</b>	<b>381</b>	<b>6</b>	<b>308</b>	<b>2</b>	<b>316</b>	<b>6</b>	<b>262</b>	<b>1</b>	<b>269</b>

By Race and University: the Number of Participants in the Summer Program,  
the Number of Participants Satisfactorily Completing the Program,  
and the Number of Successful Participants Enrolling in the Following Fall Term  
*Disclosure Section (v)*

**SUMMER AND FALL OF 2010**

Institution	Participants Enrolled in Summer Program				Participants Successful in Summer Program				Successful Participants Enrolled in the Fall			
	White	Black	Other	Total	White	Black	Other	Total	White	Black	Other	Total
ASU	0	83	0	83	0	66	0	66	0	65	0	65
DSU	1	13	1	15	0	8	0	8	1	7	0	8
JSU	1	85	0	86	0	72	1	73	0	70	0	70
MSU	2	21	3	26	1	16	5	22	1	18	2	21
MUW	0	8	0	8	0	7	0	7	0	5	0	5
MVSU	0	114	10	124	0	108	0	108	0	80	5	85
UM	1	21	0	22	1	10	0	11	1	13	0	14
USM	1	11	3	15	0	8	1	9	0	11	3	14
<b>TOTAL</b>	<b>6</b>	<b>356</b>	<b>17</b>	<b>379</b>	<b>2</b>	<b>295</b>	<b>7</b>	<b>304</b>	<b>3</b>	<b>269</b>	<b>10</b>	<b>282</b>

**SUMMER AND FALL OF 2009**

Institution	Participants Enrolled in Summer Program				Participants Successful in Summer Program				Successful Participants Enrolled in the Fall			
	White	Black	Other	Total	White	Black	Other	Total	White	Black	Other	Total
ASU	0	71	0	71	0	57	0	57	0	56	0	56
DSU	1	8	0	9	1	7	0	8	1	8	0	9
JSU	0	88	2	90	0	80	0	80	0	87	0	87
MSU	2	13	0	15	1	4	0	5	1	4	0	5
MUW	0	1	0	1	0	1	0	1	0	0	0	0
MVSU	0	130	0	130	0	120	0	120	0	91	0	91
UM	2	6	0	8	1	3	0	4	1	4	1	6
USM	0	23	1	24	0	18	0	18	0	20	0	20
<b>TOTAL</b>	<b>5</b>	<b>340</b>	<b>3</b>	<b>348</b>	<b>3</b>	<b>290</b>	<b>0</b>	<b>293</b>	<b>3</b>	<b>270</b>	<b>1</b>	<b>274</b>

**SUMMER AND FALL OF 2008**

Institution	Participants Enrolled in Summer Program				Participants Successful in Summer Program				Successful Participants Enrolled in the Fall			
	White	Black	Other	Total	White	Black	Other	Total	White	Black	Other	Total
ASU	2	65	0	67	2	61	0	63	0	58	0	58
DSU	0	9	0	9	0	3	0	3	0	6	0	6
JSU	0	70	0	70	0	67	0	67	0	66	0	66
MSU	3	15	1	19	3	16	0	19	2	17	0	19
MUW	0	4	0	4	0	2	0	2	0	4	0	4
MVSU	0	121	1	122	0	114	0	114	0	77	0	78
UM	2	8	0	10	1	6	0	7	1	6	2	9
USM	0	23	0	23	0	15	0	15	0	18	0	18
<b>TOTAL</b>	<b>7</b>	<b>315</b>	<b>2</b>	<b>324</b>	<b>6</b>	<b>284</b>	<b>0</b>	<b>290</b>	<b>3</b>	<b>252</b>	<b>2</b>	<b>258</b>



By Race and University: the Number of Participants in the Summer Program,  
the Number of Participants Satisfactorily Completing the Program,  
and the Number of Successful Participants Enrolling in the Following Fall Term  
*Disclosure Section (v)*

**SUMMER AND FALL OF 2007**

Institution	Participants Enrolled				Participants Successful in				Successful Participants Enrolled			
	in Summer Program				Summer Program				in the Fall			
	White	Black	Other	Total	White	Black	Other	Total	White	Black	Other	Total
ASU	0	53	0	53	0	43	0	43	0	50	0	50
DSU	1	8	0	9	0	7	0	7	1	9	0	10
JSU	1	82	0	83	0	71	0	71	1	71	0	72
MSU	1	15	0	16	1	13	0	14	1	14	0	15
MUW	0	6	0	6	0	2	0	2	0	2	0	2
MVSU	0	132	0	132	0	116	0	116	0	93	0	93
UM	5	2	0	7	4	1	0	5	4	2	0	6
USM	1	21	1	23	0	9	1	10	0	11	1	12
<b>TOTAL</b>	<b>9</b>	<b>319</b>	<b>1</b>	<b>329</b>	<b>5</b>	<b>262</b>	<b>1</b>	<b>268</b>	<b>7</b>	<b>252</b>	<b>1</b>	<b>260</b>

**SUMMER AND FALL OF 2006**

Institution	Participants Enrolled				Participants Successful in				Successful Participants Enrolled			
	in Summer Program				Summer Program				in the Fall			
	White	Black	Other	Total	White	Black	Other	Total	White	Black	Other	Total
ASU	0	87	0	87	0	76	0	76	0	84	0	84
DSU	1	13	0	14	1	8	0	9	1	8	0	9
JSU	1	90	0	91	1	78	0	79	1	80	0	81
MSU	3	11	0	14	2	7	0	9	2	7	0	9
MUW	2	0	0	2	1	0	0	1	1	0	0	1
MVSU	0	125	0	125	0	101	0	101	0	88	0	88
UM	2	7	0	9	1	6	0	7	1	5	0	6
USM	3	11	1	15	3	7	1	11	3	9	1	13
<b>TOTAL</b>	<b>12</b>	<b>344</b>	<b>1</b>	<b>357</b>	<b>9</b>	<b>283</b>	<b>1</b>	<b>293</b>	<b>9</b>	<b>281</b>	<b>1</b>	<b>291</b>

**SUMMER AND FALL OF 2005**

Institution	Participants Enrolled				Participants Successful				Successful Participants			
	in Summer Program				in Summer Program				Enrolled in the Fall			
	White	Black	Other	Total	White	Black	Other	Total	White	Black	Other	Total
ASU	0	81	0	81	0	76	0	76	0	79	0	79
DSU	4	4	2	10	4	2	1	7	4	2	1	7
JSU	1	88	2	91	0	85	2	87	0	80	1	81
MSU	1	8	0	9	1	5	0	6	1	8	0	9
MUW	1	3	0	4	1	2	0	3	1	3	0	4
MVSU	1	163	2	166	1	134	1	136	1	118	1	120
UM	5	7	0	12	3	7	0	10	3	7	0	10
USM	0	11	0	11	0	8	0	8	0	11	1	12
<b>TOTAL</b>	<b>13</b>	<b>365</b>	<b>6</b>	<b>384</b>	<b>10</b>	<b>319</b>	<b>4</b>	<b>333</b>	<b>10</b>	<b>308</b>	<b>4</b>	<b>322</b>

By Race and University: the Number of Participants in the Summer Program,  
the Number of Participants Satisfactorily Completing the Program,  
and the Number of Successful Participants Enrolling in the Following Fall Term  
*Disclosure Section (v)*

### SUMMER AND FALL OF 2004

Institution	Participants Enrolled in Summer Program				Participants Successful in Summer Program				Successful Participants Enrolled in the Fall			
	White	Black	Other	Total	White	Black	Other	Total	White	Black	Other	Total
ASU	2	80	0	82	0	74	0	74	2	77	0	79
DSU	3	2	0	5	3	2	0	5	2	4	0	6
JSU	0	74	2	76	0	73	2	75	0	68	2	70
MSU	3	7	0	10	3	4	0	7	4	4	0	8
MUW	1	2	0	3	1	1	0	2	1	1	0	2
MVSU	0	96	6	102	0	84	2	86	0	68	3	71
UM	1	1	0	2	1	1	0	2	0	2	0	2
USM	1	8	0	9	1	7	0	8	2	12	0	14
<b>TOTAL</b>	<b>11</b>	<b>270</b>	<b>8</b>	<b>289</b>	<b>9</b>	<b>246</b>	<b>4</b>	<b>259</b>	<b>11</b>	<b>236</b>	<b>5</b>	<b>252</b>

### SUMMER AND FALL OF 2003

Institution	Participants Enrolled in Summer Program				Participants Successful in Summer Program				Successful Participants Enrolled in the Fall			
	White	Black	Other	Total	White	Black	Other	Total	White	Black	Other	Total
ASU	0	66	0	66	0	48	0	48	0	50	0	50
DSU	2	6	0	8	2	3	0	5	2	3	0	5
JSU	0	92	1	93	0	54	1	55	0	71	0	71
MSU	2	11	0	13	2	8	0	10	2	11	1	14
MUW	0	4	0	4	0	3	0	3	1	2	0	3
MVSU	0	117	1	118	0	96	0	96	0	77	0	77
UM	0	2	0	2	0	2	0	2	0	1	0	1
USM	2	9	0	11	1	8	0	9	2	9	0	11
<b>TOTAL</b>	<b>6</b>	<b>307</b>	<b>2</b>	<b>315</b>	<b>5</b>	<b>222</b>	<b>1</b>	<b>228</b>	<b>7</b>	<b>224</b>	<b>1</b>	<b>232</b>

### SUMMER AND FALL OF 2002

Institution	Participants Enrolled in Summer Program				Participants Successful in Summer Program				Successful Participants Enrolled in the Fall			
	White	Black	Other	Total	White	Black	Other	Total	White	Black	Other	Total
ASU	0	73	0	73	0	50	0	50	0	55	0	55
DSU	1	5	0	6	1	5	0	6	1	4	0	5
JSU	0	89	0	89	0	66	0	66	0	68	0	68
MSU	4	18	0	22	3	16	0	19	3	16	0	19
MUW	2	1	0	3	2	1	0	3	2	2	0	4
MVSU	0	130	1	131	0	102	0	102	0	84	1	85
UM	0	9	0	9	0	6	0	6	0	9	0	9
USM	7	13	0	20	6	12	0	18	7	15	0	22
<b>TOTAL</b>	<b>14</b>	<b>338</b>	<b>1</b>	<b>353</b>	<b>12</b>	<b>258</b>	<b>0</b>	<b>270</b>	<b>13</b>	<b>253</b>	<b>1</b>	<b>267</b>

By Race and University: the Number of Participants in the Summer Program,  
the Number of Participants Satisfactorily Completing the Program,  
and the Number of Successful Participants Enrolling in the Following Fall Term  
*Disclosure Section (v)*

**SUMMER AND FALL OF 2001**

Institution	Participants Enrolled				Participants Successful in				Successful Participants Enrolled			
	in Summer Program				Summer Program				in the Fall			
	White	Black	Other	Total	White	Black	Other	Total	White	Black	Other	Total
ASU	0	72	0	72	0	66	0	66	0	70	0	70
DSU	5	5	0	10	4	3	0	7	3	2	0	5
JSU	0	107	0	107	0	95	0	95	0	93	0	93
MSU	3	14	2	19	3	14	2	19	4	17	2	23
MUW	0	4	0	4	0	4	0	4	0	4	0	4
MVSU	0	130	0	130	0	89	0	89	0	72	0	72
UM	0	6	1	7	0	5	0	5	0	5	0	5
USM	1	10	0	11	1	5	0	6	0	7	0	7
<b>TOTAL</b>	<b>9</b>	<b>348</b>	<b>3</b>	<b>360</b>	<b>8</b>	<b>281</b>	<b>2</b>	<b>291</b>	<b>7</b>	<b>270</b>	<b>2</b>	<b>279</b>

**SUMMER AND FALL OF 2000**

Institution	Participants Enrolled				Participants Successful in				Successful Participants Enrolled			
	in Summer Program				Summer Program				in the Fall			
	White	Black	Other	Total	White	Black	Other	Total	White	Black	Other	Total
ASU	1	73	0	74	1	64	0	65	0	60	0	60
DSU	1	2	0	3	1	1	0	2	0	1	0	1
JSU	0	108	0	108	0	99	0	99	0	96	0	96
MSU	3	17	1	21	3	15	0	18	3	18	1	22
MUW	0	1	0	1	0	1	0	1	0	1	0	1
MVSU	0	87	1	88	0	69	1	70	0	73	0	73
UM	4	7	0	11	2	6	0	8	5	5	0	10
USM	4	9	2	15	4	7	1	12	3	4	1	8
<b>TOTAL</b>	<b>13</b>	<b>304</b>	<b>4</b>	<b>321</b>	<b>11</b>	<b>262</b>	<b>2</b>	<b>275</b>	<b>11</b>	<b>258</b>	<b>2</b>	<b>271</b>

**SUMMER AND FALL OF 1999**

Institution	Participants Enrolled				Participants Successful in				Successful Participants Enrolled			
	in Summer Program				Summer Program				in the Fall			
	White	Black	Other	Total	White	Black	Other	Total	White	Black	Other	Total
ASU	0	108	0	108	0	76	0	76	0	73	0	73
DSU	4	4	1	9	3	2	1	6	2	4	0	6
JSU	0	94	1	95	0	86	0	86	0	76	0	76
MSU	7	33	0	40	5	26	0	31	6	30	0	36
MUW	0	1	0	1	0	1	0	1	1	1	0	2
MVSU	0	60	0	60	0	52	0	52	0	39	0	39
UM	0	6	0	6	0	4	0	4	1	4	0	5
USM	7	6	1	14	5	3	1	9	3	6	1	10
<b>TOTAL</b>	<b>18</b>	<b>312</b>	<b>3</b>	<b>333</b>	<b>13</b>	<b>250</b>	<b>2</b>	<b>265</b>	<b>13</b>	<b>233</b>	<b>1</b>	<b>247</b>

***Grant Funding Data***

**Summer Developmental Program Grant**  
**By Race and by University-*Disclosure Section (vi)***  
**Program Year: Summer 2015**  
**Fiscal Years: 2014 and 2015**

University	Number of Students Awarded by Race					Total Number of Students Awarded	Total Amount of Funding Received
	African American	Asian/ Pacific Islander	Caucasian	Hispanic	Unknown		
Alcorn State University	18	0	0	0	2	20	\$18,112.00
Delta State University	2	0	1	0	0	3	\$2,306.00
Jackson State University	24	1	0	0	1	26	\$22,468.00
Mississippi State University	2	0	0	0	0	2	\$2,064.00
Mississippi University for Women	0	0	0	0	0	0	\$0.00
Mississippi Valley State University	28	0	0	0	3	31	\$24,340.00
University of Mississippi	3	0	0	0	0	3	\$2,151.00
University of Southern Mississippi	9	0	0	0	1	10	\$12,104.00
<b>Totals</b>	<b>86</b>	<b>1</b>	<b>1</b>	<b>0</b>	<b>7</b>	<b>95</b>	<b>\$83,545.00</b>

**The 10-year funding period for the Summer Developmental Education Program concluded at the end of fiscal year 2015**

**Summer Developmental Program Grant  
By Race and by University-*Disclosure Section (vi)***

**CUMULATIVE: Summer Program Years 2005, 2006, 2007, 2008, 2009, 2010, 2011, 2012, 2013, 2014, and 2015\***

University	Number of Students Awarded by Race					Total Number of Students Awarded	Total Amount of Funding Received
	African American	Asian/ Pacific Islander	Caucasian	Hispanic	Unknown		
Alcorn State University	386	0	0	2	13	401	\$1,212,654.00
Delta State University	88	0	4	1	5	98	\$238,267.50
Jackson State University	414	2	0	0	16	432	\$1,415,159.50
Mississippi State University	86	0	5	0	4	95	\$320,606.00
Mississippi University for Women	31	0	0	1	1	33	\$125,321.00
Mississippi Valley State University	731	0	0	2	16	749	\$2,358,775.00
University of Mississippi	61	0	6	0	3	70	\$208,656.50
University of Southern Mississippi	114	1	1	0	3	119	\$441,810.00
<b>Totals</b>	<b>1,911</b>	<b>3</b>	<b>16</b>	<b>6</b>	<b>61</b>	<b>1,997</b>	<b>\$6,321,249.50</b>

**Summer Development Program Grant**

By Race and by University-*Disclosure Section (vi)*

Program Year: Summer 2014

Fiscal Years: 2014 and 2015

University	Number of Students Awarded by Race					Total Number of Students Awarded	Total Amount of Funding Received
	African American	Asian/Pacific Islander	Caucasian	Hispanic	Unknown		
Alcorn State University	28	0	0	0	2	30	\$137,097.00
Delta State University	6	0	0	0	0	6	\$19,075.00
Jackson State University	45	0	0	0	4	49	\$201,492.00
Mississippi State University	4	0	0	0	1	5	\$23,813.00
Mississippi University for Women	3	0	0	0	0	3	\$7,325.00
Mississippi Valley State University	66	0	0	0	4	70	\$268,370.00
University of Mississippi	1	0	3	0	1	5	\$17,958.00
University of Southern Mississippi	9	0	0	0	0	9	\$50,081.00
<b>Totals</b>	<b>162</b>	<b>0</b>	<b>3</b>	<b>0</b>	<b>12</b>	<b>177</b>	<b>\$725,211.00</b>

Program Year: Summer 2013

Fiscal Years: 2013 and 2014

University	Number of Students Awarded by Race					Total Number of Students Awarded	Total Amount of Funding Received
	African American	Asian/Pacific Islander	Caucasian	Hispanic	Unknown		
Alcorn State University	23	0	0	0	2	25	\$107,694.00
Delta State University	14	0	0	0	1	15	\$48,316.00
Jackson State University	58	0	0	0	3	61	\$263,132.00
Mississippi State University	10	0	3	0	0	13	\$49,639.00
Mississippi University for Women	8	0	0	1	0	9	\$43,677.00
Mississippi Valley State University	86	0	0	1	2	89	\$159,290.00
University of Mississippi	2	0	0	0	2	4	\$14,135.00
University of Southern Mississippi	1	0	0	0	0	1	\$5,361.00
<b>Totals</b>	<b>202</b>	<b>0</b>	<b>3</b>	<b>2</b>	<b>10</b>	<b>217</b>	<b>\$691,244.00</b>

**Summer Developmental Program Grant  
By Race and by University-*Disclosure Section (vi)*  
Program Year: Summer 2012  
Fiscal Years: 2012 and 2013**

University	Number of Students Awarded by Race					Total Number of Students Awarded	Total Amount of Funding Received
	African American	Asian/Pacific Islander	Caucasian	Hispanic	Unknown		
Alcorn State University	39	0	0	0	1	40	\$158,722.00
Delta State University	12	0	0	0	1	13	\$38,972.00
Jackson State University	48	0	0	0	3	51	\$201,994.00
Mississippi State University	11	0	1	0	1	13	\$43,681.00
Mississippi University for Women	5	0	0	0	1	6	\$28,993.00
Mississippi Valley State University	83	0	0	0	2	85	\$340,373.00
University of Mississippi	6	0	0	0	0	6	\$19,670.50
University of Southern Mississippi	5	0	0	0	0	5	\$25,609.00
<b>Totals</b>	<b>209</b>	<b>0</b>	<b>1</b>	<b>0</b>	<b>9</b>	<b>219</b>	<b>\$858,014.50</b>

**Program Year: Summer 2011  
Fiscal Years: 2011 and 2012**

University	Number of Students Awarded by Race					Total Number of Students Awarded	Total Amount of Funding Received
	African American	Asian/Pacific Islander	Caucasian	Hispanic	Unknown		
Alcorn State University	30	0	0	0	2	32	\$95,485.00
Delta State University	10	0	1	0	2	13	\$29,832.00
Jackson State University	44	0	0	0	2	46	\$157,625.50
Mississippi State University	8	0	0	0	1	9	\$29,259.00
Mississippi University for Women	6	0	0	0	0	6	\$25,957.00
Mississippi Valley State University	90	0	0	0	2	92	\$406,031.00
University of Mississippi	17	0	0	0	0	17	\$50,382.00
University of Southern Mississippi	8	0	0	0	0	8	\$39,049.00
<b>Totals</b>	<b>213</b>	<b>0</b>	<b>1</b>	<b>0</b>	<b>9</b>	<b>223</b>	<b>\$833,620.50</b>



**Summer Developmental Program Grant**  
**By Race and by University-Disclosure Section (vi)**  
**Program Year: Summer 2010**  
**Fiscal Years: 2010 and 2011**

University	Number of Students Awarded by Race					Total Number of Students Awarded	Total Amount of Funding Received
	African American	Asian/Pacific Islander	Caucasian	Hispanic	Unknown		
Alcorn State University	42	0	0	0	0	42	\$120,691.00
Delta State University	12	0	0	0	0	12	\$26,860.00
Jackson State University	31	0	0	0	0	31	\$111,542.00
Mississippi State University	8	0	0	0	0	8	\$26,552.00
Mississippi University for Women	1	0	0	0	0	1	\$4,410.00
Mississippi Valley State University	69	0	0	0	0	69	\$279,466.00
University of Mississippi	12	0	1	0	0	13	\$44,142.00
University of Southern Mississippi	12	0	1	0	1	14	\$65,497.00
<b>Totals</b>	<b>187</b>	<b>0</b>	<b>2</b>	<b>0</b>	<b>0</b>	<b>190</b>	<b>\$679,160.00</b>

**Program Year: Summer 2009**  
**Fiscal Years: 2009 and 2010**

University	Number of Students Awarded by Race					Total Number of Students Awarded	Total Amount of Funding Received
	African American	Asian/Pacific Islander	Caucasian	Hispanic	Unknown		
Alcorn State University	46	0	0	0	1	47	\$154,298.00
Delta State University	7	0	0	0	0	7	\$16,742.50
Jackson State University	40	0	0	0	1	41	\$144,763.00
Mississippi State University	11	0	0	0	0	11	\$36,389.00
Mississippi University for Women	0	0	0	0	0	0	\$0.00
Mississippi Valley State University	65	0	0	0	0	65	\$244,476.00
University of Mississippi	6	0	0	0	0	6	\$20,805.00
University of Southern Mississippi	17	0	0	0	0	17	\$80,118.00
<b>Totals</b>	<b>192</b>	<b>0</b>	<b>0</b>	<b>0</b>	<b>2</b>	<b>194</b>	<b>\$697,591.50</b>

**Program Year: Summer 2008**  
**Fiscal Years: 2008 and 2009**

University	Number of Students Awarded by Race					Total Number of Students Awarded	Total Amount of Funding Received
	African American	Asian/Pacific Islander	Caucasian	Hispanic	Unknown		
Alcorn State University	41	0	0	2	0	43	\$136,996.00
Delta State University	8	0	0	0	0	8	\$20,912.00
Jackson State University	33	0	0	0	0	33	\$112,729.00
Mississippi State University	11	0	1	0	0	12	\$44,579.00
Mississippi University for Women	2	0	0	0	0	2	\$4,907.00
Mississippi Valley State University	78	0	0	0	0	78	\$211,856.00
University of Mississippi	5	0	0	0	0	5	\$17,645.00
University of Southern Mississippi	22	0	0	0	0	22	\$85,192.00
<b>Totals</b>	<b>200</b>	<b>0</b>	<b>1</b>	<b>2</b>	<b>0</b>	<b>203</b>	<b>\$634,816.00</b>

**Summer Developmental Program Grant**  
**By Race and by University-Disclosure Section (vi)**  
**Program Year: Summer 2007**  
**Fiscal Years: 2007 and 2008**

University	Number of Students Awarded by Race					Total Number of Students Awarded	Total Amount of Funding Received
	African American	Asian/Pacific Islander	Caucasian	Hispanic	Unknown		
Alcorn State University	37	0	0	0	0	37	\$122,250.00
Delta State University	8	0	0	0	0	8	\$18,716.00
Jackson State University	33	0	0	0	0	33	\$105,689.00
Mississippi State University	12	0	0	0	1	13	\$44,815.00
Mississippi University for Women	4	0	0	0	0	4	\$8,308.00
Mississippi Valley State University	72	0	0	0	0	72	\$253,095.00
University of Mississippi	1	0	1	0	0	2	\$4,298.00
University of Southern Mississippi	12	1	0	0	0	13	\$49,344.00
<b>Totals</b>	<b>179</b>	<b>1</b>	<b>1</b>	<b>0</b>	<b>1</b>	<b>182</b>	<b>\$606,515.00</b>

**Program Year: Summer 2006**  
**Fiscal Years: 2006 and 2007**

University	Number of Students Awarded by Race					Total Number of Students Awarded	Total Amount of Funding Received
	African American	Asian/Pacific Islander	Caucasian	Hispanic	Unknown		
Alcorn State University	13	0	0	0	0	13	\$38,272.00
Delta State University	6	0	0	1	1	8	\$14,211.00
Jackson State University	6	0	0	0	0	6	\$18,317.00
Mississippi State University	5	0	0	0	0	5	\$16,544.00
Mississippi University for Women	0	0	0	0	0	0	\$0.00
Mississippi Valley State University	19	0	0	1	0	20	\$57,316.00
University of Mississippi	1	0	1	0	0	2	\$6,465.00
University of Southern Mississippi	5	0	0	0	0	5	\$14,630.00
<b>Totals</b>	<b>55</b>	<b>0</b>	<b>1</b>	<b>2</b>	<b>1</b>	<b>59</b>	<b>\$165,755.00</b>

**Program Year: Summer 2005**  
**Fiscal Years: 2005 and 2006**

University	Number of Students Awarded by Race					Total Number of Students Awarded	Total Amount of Funding Received
	African American	Asian/Pacific Islander	Caucasian	Hispanic	Unknown		
Alcorn State University	51	0	0	0	1	52	\$123,037.00
Delta State University	1	0	1	0	0	2	\$2,325.00
Jackson State University	28	0	0	0	1	29	\$75,408.00
Mississippi State University	2	0	0	0	0	2	\$3,271.00
Mississippi University for Women	2	0	0	0	0	2	\$1,744.00
Mississippi Valley State University	47	0	0	0	0	47	\$114,162.00
University of Mississippi	4	0	0	0	0	4	\$11,005.00
University of Southern Mississippi	5	0	0	0	0	5	\$14,825.00
<b>Totals</b>	<b>140</b>	<b>0</b>	<b>1</b>	<b>0</b>	<b>2</b>	<b>143</b>	<b>\$345,777.00</b>

Summer Developmental Program Grant Funds						
Funds Requested, Obtained and Expended by Fiscal Year						
Fiscal Year	Requested	Obtained	Expended	Refunds/ Prior Year	Adjusted Net Expended	Carry Forward
FY 2002	500,000.00	0.00		0.00		
FY 2003	500,000.00	0.00		0.00		
FY 2004	500,000.00	0.00		0.00		
FY 2005	500,000.00	0.00		0.00		
FY 2006	500,000.00	500,000.00	500,000.00	0.00	500,000.00	
FY 2007	750,000.00	500,000.00	500,000.00	0.00	500,000.00	
FY 2008	750,000.00	500,000.00	541,274.00	(41,206.00)	500,068.00	
FY 2009	750,000.00	500,000.00	508,508.00	(8,576.00)	499,932.00	
FY 2010	500,000.00	750,000.00	750,000.00	0.00	750,000.00	
FY 2011	750,000.00	750,000.00	750,000.00	0.00	750,000.00	
FY 2012	750,000.00	750,000.00	750,000.00	0.00	750,000.00	
FY 2013	750,000.00	750,000.00	765,113.50	(3,744.00)	761,369.50	
FY 2014	750,000.00	750,000.00	940,120.00	(190,120.00)	750,000.00	
FY 2015	500,000.00	750,000.00	750,000.00		750,000.00	
<b>Totals</b>	<b>8,750,000.00</b>	<b>6,500,000.00</b>	<b>6,755,015.50</b>	<b>(243,646.00)</b>	<b>6,511,369.50</b>	<b>(11,369.50)</b>

Summer Developmental Program Grant Expenditures											
Expenditures by Program Year and by Fiscal Year											
Program Year↓	FY 2006	FY 2007	FY 2008	FY 2009	FY 2010	FY 2011	FY 2012	FY 2013*	FY 2014	FY 2015	Totals by Program Year ↓
Summer 2005	\$ 345,777.00	\$ -									\$ 345,777.00
Summer 2006	154,223.00	11,532.00	(41,206.00)								124,549.00
Summer 2007		488,468.00	159,253.00	(8,576.00)							639,145.00
Summer 2008			382,021.00	261,371.00	0.00						643,392.00
Summer 2009				247,137.00	450,454.50	0.00					697,591.50
Summer 2010					299,545.50	379,614.50	0.00				679,160.00
Summer 2011						370,385.50	466,979.00	(3,744.00)			833,620.50
Summer 2012							283,021.00	765,113.50	(190,120.00)		858,014.50
Summer 2013								0.00	881,364.00	0.00	881,364.00
Summer 2014									58,756.00	666,455.00	725,211.00
Summer 2015										83,545.00	83,545.00
<b>Adjusted Net Expended by FY→</b>	<b>\$ 500,000.00</b>	<b>\$ 500,000.00</b>	<b>\$500,068.00</b>	<b>\$ 499,932.00</b>	<b>\$ 750,000.00</b>	<b>\$ 750,000.00</b>	<b>\$ 750,000.00</b>	<b>\$ 761,369.50</b>	<b>\$ 750,000.00</b>	<b>\$ 750,000.00</b>	<b>\$ 6,511,369.50</b>
Totals Prior Year Refund			(41,206.00)	(8,576.00)	0.00	0.00	0.00	(3,744.00)	(190,120.00)		(243,646.00)

\*FY 2013 includes awards issued after last year's Accountability Report issue date.

Summer Developmental Program Grant-Cumulative Summary	
Funds	
Obtained	\$ 6,500,000.00
(FY2006-2015)	
Less Actual	
Expenditures	(6,511,369.50)
(FY2006-2015)	
	<b>\$ (11,369.50)</b>

These Rules and Regulations are subject to change by the Mississippi Board of Trustees of State Institutions of Higher Learning (hereinafter referred to as the "Board".) The number of awards and the amounts are contingent upon the availability of funds.

**I. ELIGIBILITY REQUIREMENTS FOR APPLICANTS:**

**GENERAL REQUIREMENTS:**

**The applicant:**

- A. Must be able to document current legal residency in the State of Mississippi. Resident status for purposes of receiving the Mississippi Summer Developmental Program Grant under this act shall be determined in the same manner as resident status for tuition purposes as set forth in Sections §37-103-1 through §37-103-29, of Mississippi Code Ann., with the exception of Section §37-103-17;
- B. Must be a full-time student at one of Mississippi's public universities, including Alcorn State University, Delta State University, Jackson State University, Mississippi State University, Mississippi University for Women, Mississippi Valley State University, University of Mississippi, or University of Southern Mississippi;
- C. Must be a first time participant in the Summer Developmental Program;
- D. Must complete the on-line Mississippi Summer Developmental Program Grant Application no later than July 21<sup>st</sup>;
- E. Must not currently be in default on a Federal or State educational loan or owe a repayment on a Federal or State grant; and
- F. Must meet any other general requirements for admission into the Mississippi Summer Developmental Program and student financial aid at the student's eligible institution of choice.

**II. SPECIFIC REQUIREMENTS OF ELIGIBILITY:**

**The applicant:**

- A. Must be accepted and attend, on a full-time basis, the Mississippi Summer Developmental Program. Full time is defined as no less than twelve (12) hours;
- B. Must complete the Free Application for Federal Student Aid (FAFSA) as required by the attending institution. The results from the Free Application must be received by July 31<sup>st</sup>;
- C. Must demonstrate financial need after all other grant/gift aid has been applied, and prior to the certification of any federal loan application; and
- D. Will have until July 31<sup>st</sup> to provide any outstanding documents necessary to determine initial eligibility. Failure to respond to our request may result in a denied award.

### III. LENGTH AND AMOUNT:

#### The applicant:

- A. Must not have received prior funding from the Summer Developmental Program Grant;
- B. Must demonstrate financial need. The amount of Grant will be based upon this demonstrated financial need, as determined by the Financial Aid Office of the attending institution and the availability of funds through the Mississippi Office of Student Financial Aid. The award should be calculated as follows: need minus other gift aid equals Summer Developmental Program Grant amount; and
- C. May not receive any combination of student financial aid and a Mississippi Summer Developmental Grant in excess of applicant's demonstrated financial need.

### IV. INSTITUTIONAL REQUIREMENTS:

The Summer Developmental Program Grant will be awarded to a student under the assumption that the student will be a full-time attendee of the Program for the entire period for which the grant is awarded.

- A. The Institution shall make available and assist the applicant in the completion of the Mississippi Summer Developmental Program Grant On-line Application at the time of screening;
- B. The institution shall notify the Mississippi Office of Student Financial Aid (MOSFA) of the students who are fully admitted into the Summer Development Program.
- C. The institution shall determine the amount of each eligible applicant's award. A recipient must have demonstrated financial need to receive funds. Financial need is the difference between the student's cost of attendance and the family's ability to cover these costs, i.e. the expected family contribution (EFC). The eligible applicant must demonstrate financial need after the subtraction of the EFC from the student's cost of attendance (COA) minus other aid;
- D. Institutions shall report all data components used to determine an award amount for eligible students of the Mississippi Summer Developmental Program Grant to the Mississippi Office of Student Financial Aid prior to any disbursements;
- E. The enrollment status of each applicant shall be reported to the Mississippi Office of Student Financial Aid no later than the close of business on the day following the last date to add or drop a course. Funds will not be disbursed to the institution prior to this date.
- F. The institution shall request the student's award amount in the same manner that it currently requests LEAP awards to the Mississippi Office of Student Financial Aid. At no time is the school to allow a student's award to exceed the student's need when combined with all other aid;
- G. At the time of disbursement, the institution must verify the recipient eligibility for the

award. Every effort is to be made to prevent an over-award. Should this occur as a result of a change in the student's financial aid package, the institution should take into account the other forms of aid it controls and reduce that aid first. If the aid package includes a Federal Subsidized Student Loan, the institution may cancel the loan or a subsequent disbursement. If an over-award still exists, the institution may use the Summer Developmental Program Grant disbursement to repay an already disbursed Subsidized Student Loan obtained for use while attending the Summer Developmental Program on its campus. If an over-award still exists, the institution must return the excess funds to the Mississippi Office of Student Financial Aid;

- H. The institution will not be expected to return funds from the grant for a student who withdraws from the program after receiving funds; and
- I. Institutions must use their existing marketing vehicles, such as university websites, admission catalogs, viewbooks, and other print publications, to promote admission and financial aid opportunities through the Mississippi Summer Developmental Program Grant to existing and prospective students.

**V. RESPONSIBILITIES OF THE MISSISSIPPI OFFICE OF STUDENT FINANCIAL AID (MOSFA):**

Once the MOSFA is notified the student's acceptance into the applicable institutional program, MOSFA will notify the student regarding the status of his or her online application as well as any missing documents necessary to determine initial eligibility.

Actual award amounts will be based upon the number of eligible applicants, availability of funds, and the amount recommended by the institution.

MOSFA will notify eligible students of an award (award amount as reported by institution) and instruct the student to contact the institution's financial aid office for any additional information.



# **V. CAPITAL IMPROVEMENT PROJECTS**

**By University, the Facilities Projects Receiving Funding Under Section V of the Agreement, Together with Identification of Those Projects Completed**

**Disclosure Section (vii)**



## Capital Improvement Projects

By University, the Facilities Projects receiving Funding under Section V of the Settlement Agreement  
with Identification of Projects Completed-Disclosure Section (vii)

Institution	Project Number	Project Description	Total Ayers Funding Allocation for Project	Subtotal by Institution	Status
ALCORN STATE UNIVERSITY	I.	Bio-Technology Building, Lorman	12,400,000		Complete <sup>1</sup>
	II.	Dumas Hall Renovation, Lorman	4,739,004		Complete <sup>1</sup>
	III.	Fine Arts Facility, Lorman	7,717,912		Complete <sup>1</sup>
	IV.	Fine Arts Facility, Natchez	0		Project Cancelled
	V.	Furniture and Equipment for MBA Program in Natchez	243,084		Phase I & II Complete Phase III-Cancelled
	VI.	Purchase of Property to Improve Security and Access, Lorman	0		Project Cancelled
	<b>6 Projects</b>	<b>ASU Subtotal</b>		<b>25,100,000</b>	
JACKSON STATE UNIVERSITY	I.	Allstate Building Purchase	3,300,000		Complete <sup>1</sup>
	II.	Engineering School	20,000,000		Complete <sup>1</sup>
	<b>2 Projects</b>	<b>JSU Subtotal</b>		<b>23,300,000</b>	
MISSISSIPPI VALLEY STATE UNIVERSITY	I.	Landscaping and Drainage	3,000,000		Phase I Complete Phase II-Complete
	II.	Library Enhancements	8,500,000		Complete <sup>1</sup>
	III.	Repairs and Renovation	0		Cancelled
	IV.	Science and Technology Building	15,100,000		Complete <sup>1</sup>
	<b>4 Projects</b>	<b>MVSU Subtotal</b>		<b>26,600,000</b>	
<b>Totals</b>	<b>12 Projects</b>	<b>OVERALL ALLOCATION</b>		<b>\$75,000,000</b>	<b>\$75,000,000</b>

<sup>1</sup> Complete: Project complete, all costs paid and invoices no longer accepted.

<sup>2</sup> Substantially Complete: Building is available for use for intended purpose. All costs have not been paid. Additional time allowed to close out project financially.



## **VI. ACADEMIC PROGRAMS**

**By University, the Academic Programs Receiving Funding  
Under Section VI (b) of the Agreement**

**Disclosure Section (viii)**

***Ayers* academic program Settlement funding began in FY 2006, which is the first fiscal year in which the Legislature appropriated *Ayers* academic program funding after the conclusion of the Settlement and appeals in the *Ayers* case.**

By University, the Academic Programs Receiving Funding Under Section VI of the Agreement Disclosure Section (viii) Cumulative Expenditures Fiscal Years 2002 through 2024		
ALCORN STATE UNIVERSITY (ASU) Academic Program	Cumulative Expenditures*	Subtotal by University
-- Master of Business Administration	\$ 22,674,183	
-- Teacher Education Program Expansions	7,817,238	
-- Nursing Program Enhancements	6,321,104	
-- Pre-Professional Program Enhancements (Mathematics, Science and Chemistry)	5,937,558	
-- Computer Networking and Science	-	
-- Recruitment and Image Building	3,477,058	
-- Physician Assistant	8,245,429	
-- ASU Family Clinic	10,710	
-- Master of Biotechnology	1,740,692	
-- Library and Academic Technology Enhancements	1,511,080	
-- Adjustment: Reduced cumulative expenditures by \$4,141,705 as these expenditures were funded with other, non-settlement resources.	6,434,424	
	(4,321,983)	
<b>ASU Subtotal</b>		<b>\$ 59,847,493</b>
JACKSON STATE UNIVERSITY (JSU) Academic Program		
-- Urban and Regional Planning	\$ 9,123,141	
-- Business Administration	10,424,083	
-- Social Work	9,764,026	
-- Communicative Disorders	10,232,319	
-- Health Care Administration	2,335,777	
-- Allied Health Science	2,342,415	
-- School of Engineering	55,473,139	
-- Public Health	5,839,468	
-- Leased Facilities	3,791,156	
-- Teacher Education	5,036,462	
-- Ayers Related Reserves	1,894,129	
-- Ph.D. in Higher Urban Education	4,166,881	
-- Health Policy and Management	8,228,308	
-- School of Health Sciences	6,049,524	
-- Behavioral and Environmental Health	6,623,276	
-- Epidemiology and Biostatistics	7,325,280	
-- College of Public Service	11,450,291	
-- Provost's Library and Scholarship Pool	25,053,593	
-- Adjustment: Reduced cumulative expenditures by \$461,360 as these expenditures were funded with other, non-settlement resources.	(461,360)	
<b>JSU Subtotal</b>		<b>\$ 184,691,908</b>
MISSISSIPPI VALLEY STATE UNIVERSITY Academic Program		
-- Distinguished Visiting Professor	\$ 452,126	
-- Institute for Effective Teaching	2,409,529	
-- Greenwood Center Ayers Operations	1,652,172	
-- History Program	2,872,118	
-- Other Race Recruitment	5,339,966	
-- Special Education Program	1,847,785	
-- Education	1,317,399	
-- Industrial Technology	1,111,003	
-- Chemistry Program	6,390,827	
-- Biology Program	7,837,103	
-- Graduate Special Education Program	1,568,525	
-- Computer & Information Science Program	10,818,148	
-- Mathematics Program	8,378,576	
-- Masters in Business Administration Program	7,306,865	
-- Educational Leadership Program	645,081	
-- Bioinformatics Program	4,285,091	
-- Adjustment: Reduced cumulative expenditures by \$3,723,834 as these expenditures were funded with other, non-settlement resources.	(3,723,834)	
<b>MVSU Subtotal</b>		<b>\$ 60,508,480</b>
<b>Overall Total for Academic Programs <sup>2</sup></b>		<b>\$ 305,047,881</b>

<sup>1</sup> Amounts reported as total expenditures represent the amounts the University received in the form of reimbursement.

<sup>2</sup> Ayers academic program Settlement funding began in FY 2006, which is the first year in which the Legislature appropriated Ayers academic program funding after the conclusion of the Settlement and appeals in the Ayers case.

Reconciliation to Cumulative Funds Requested, Obtained and Expended:	
Ayers Settlement funding	305,047,881
Reappropriated State funding	7,200,000
Sub-total	312,247,881
Other Institutional sources applied to academic programs	1,307,177
<b>Total</b>	<b>\$313,555,058</b>



**By University, the Academic Programs Receiving Funding Under Section VI of the Agreement**

*Disclosure Section (viii)*

**Institution: Alcorn State University**

**Fiscal Years 2002 through 2024\***

<b>Academic Program</b>	<b>FY 2002 Expenditures</b>	<b>FY 2003 Expenditures</b>	<b>FY 2004 Expenditures</b>	<b>FY 2005 Expenditures</b>	<b>FY 2006 Expenditures</b>	<b>FY 2007 Expenditures</b>	<b>FY 2008 Expenditures</b>	<b>FY 2009 Expenditures</b>	<b>FY 2010 Expenditures</b>	<b>FY 2011 Expenditures</b>	<b>FY 2012 Expenditures</b>	<b>FY 2013 Expenditures</b>
-- Master of Business Administration	\$ 1,338,239	\$ 1,312,235	\$ 1,298,499	\$ 1,312,000	\$ 1,443,254	\$ 1,534,017	\$ 1,350,146	\$ 1,543,785	\$ 1,567,869	\$ 1,403,254	\$ 1,401,488	\$ 1,137,234
-- Teacher Education Program Expansions		198,906	371,526	107,700	421,043	450,783	520,156	606,071	531,070	524,457	480,046	391,263
-- Nursing Program Enhancements		58,647	531,363	228,671	347,868	340,351	290,344	300,064	311,602	433,215	385,377	322,933
-- Pre-Professional Program Enhancements <i>(Mathematics, Science and Chemistry)</i>		25,732	636,731	122,369	640,039	722,959	565,945	574,481	417,731	359,126	373,296	318,893
-- Computer Networking and Science		65,083	457,400	3,980	484,820	310,665	371,569	384,207	342,974	215,497	190,895	161,301
-- Recruitment and Image Building		164,846	417,582	209,464	365,776	239,185	56,540	341,003	605,624	407,824	574,417	621,592
-- Physician Assistant					10,710							
-- ASU Family Clinic					147,875	104,482	61,929	120,510	136,729	122,437	125,611	126,998
-- Master of Biotechnology						13,807	18,685	9,875	230,838	107,683	197,999	153,933
-- Library and Academic Technology Enhancements					488,615	528,579	598,006	283,989	664,154	776,507	620,871	525,281
<b>Total Academic Programs</b>	<b>\$ 1,338,239</b>	<b>\$ 1,825,449</b>	<b>\$ 3,713,101</b>	<b>\$ 1,984,184</b>	<b>\$ 4,350,000</b>	<b>\$ 4,244,828</b>	<b>\$ 3,833,320</b>	<b>\$ 4,163,985</b>	<b>\$ 4,808,591</b>	<b>\$ 4,350,000</b>	<b>\$ 4,350,000</b>	<b>\$ 3,759,428</b>
<b>Fund Sources:</b>												
Reappropriated State funding		(513,214)	(2,414,602)	(672,184)								
Other Institutional sources applied to academic programs	(1,239)	(235)							(458,591)			(38,060)
<b>Total Ayers Settlement Funding</b>	<b>\$ 1,337,000</b>	<b>\$ 1,312,000</b>	<b>\$ 1,298,499</b>	<b>\$ 1,312,000</b>	<b>\$ 4,350,000</b>	<b>\$ 4,244,828</b>	<b>\$ 3,833,320</b>	<b>\$ 4,163,985</b>	<b>\$ 4,350,000</b>	<b>\$ 4,350,000</b>	<b>\$ 4,350,000</b>	<b>\$ 3,721,368</b>

<b>Academic Program</b>	<b>FY 2014 Expenditures</b>	<b>FY 2015 Expenditures</b>	<b>FY 2016 Expenditures</b>	<b>FY 2017 Expenditures</b>	<b>FY 2018 Expenditures</b>	<b>FY 2019 Expenditures</b>	<b>FY 2020 Expenditures</b>	<b>FY 2021 Expenditures</b>	<b>FY 2022 Expenditures</b>	<b>FY 2023 Expenditures</b>	<b>FY 2024 Expenditures</b>	<b>Total Expenditures</b>
-- Master of Business Administration	\$ 938,496	\$ 943,764	\$ 897,369	\$ 941,571	\$ 864,097	\$ 731,923	\$ 465,942	\$ 249,001				\$ 22,674,183
-- Teacher Education Program Expansions	336,331	352,698	259,019	465,615	520,725	413,928	383,472	234,852	247,577			7,817,238
-- Nursing Program Enhancements	223,425	285,709	269,962	242,558	353,801	233,987	193,623	165,554	802,050			6,321,104
-- Pre-Professional Program Enhancements <i>(Mathematics, Science and Chemistry)</i>	198,334	208,243	205,012	201,286	202,445			117,532	47,404			5,937,558
-- Computer Networking and Science	89,433	96,014	100,838	96,172	89,290			16,920				3,477,058
-- Recruitment and Image Building	504,065	430,076	517,906	504,701	610,680	14,512	248,404	431,516	976,441	3,275		8,245,429
-- Physician Assistant												10,710
-- ASU Family Clinic	129,707	127,365	122,294	124,966	85,768	55,650	76,196	60,294	11,881			1,740,692
-- Master of Biotechnology	130,916	140,397	136,715	101,434	129,303		68,371	71,124				1,511,080
-- Library and Academic Technology Enhancements	353,940	354,667	409,977	382,883	333,023		14,000	99,932				6,434,424
<b>Total Academic Programs</b>	<b>\$ 2,904,647</b>	<b>\$ 2,938,933</b>	<b>\$ 2,919,092</b>	<b>\$ 3,061,186</b>	<b>\$ 3,189,132</b>	<b>\$ 1,450,000</b>	<b>\$ 1,450,008</b>	<b>\$ 1,446,725</b>	<b>\$ 2,085,353</b>	<b>\$ 3,275</b>	<b>\$ -</b>	<b>\$ 64,169,476</b>
<b>Fund Sources:</b>												
Reappropriated State funding												(3,600,000)
Other Institutional sources applied to academic programs	(4,647)	(38,933)	(19,092)	(161,186)								(721,983)
<b>Total Ayers Settlement Funding</b>	<b>\$ 2,900,000</b>	<b>\$ 2,900,000</b>	<b>\$ 2,900,000</b>	<b>\$ 2,900,000</b>	<b>\$ 3,189,132</b>	<b>\$ 1,450,000</b>	<b>\$ 1,450,008</b>	<b>\$ 1,446,725</b>	<b>\$ 2,085,353</b>	<b>\$ 3,275</b>	<b>\$ -</b>	<b>\$ 59,847,493</b>

\*Ayers academic program Settlement funding began in FY 2006, which is the first year in which the Legislature appropriated Ayers academic program funding after the conclusion of the Settlement and appeals in the Ayers case.



**By University, the Academic Programs Receiving Funding Under Section VI of the Agreement**  
**Disclosure Section (viii)**  
**Institution: Jackson State University**  
**Fiscal Years 2002 through 2024\***

Academic Program	FY 2002 Expenditures	FY 2003 Expenditures	FY 2004 Expenditures	FY 2005 Expenditures	FY 2006 Expenditures	FY 2007 Expenditures	FY 2008 Expenditures	FY 2009 Expenditures	FY 2010 Expenditures	FY 2011 Expenditures	FY 2012 Expenditures	FY 2013 Expenditures
-- Urban and Regional Planning	\$ 1,232,956	\$ 868,437	\$ 931,096	\$ 1,116,687	\$ 869,655	\$ 758,363	\$ 742,246	\$ 681,620	\$ 660,441	\$ 642,413	\$ 619,227	See Note <sup>4</sup>
-- Business Administration	1,125,798	1,284,105	1,060,708	1,084,588	935,617	815,412	783,185	818,072	823,373	853,827	839,398	See Note <sup>4</sup>
-- Social Work	982,083	1,180,704	974,384	851,469	794,666	866,385	833,295	782,902	796,606	877,967	823,565	See Note <sup>4</sup>
-- Communicative Disorders	584,664	495,955	412,798	483,233	552,183	543,587	532,699	639,465	706,734	577,123	565,440	677,014
-- Health Care Administration	442,144	476,312	447,647	395,167	574,507	See Note <sup>3</sup>						
-- Allied Health Science	568,601	541,417	517,818	714,579	See Note <sup>1</sup>							
-- School of Engineering	2,811,196	2,397,560	2,804,705	2,440,102	2,444,315	1,934,857	2,203,383	2,188,604	2,190,191	2,237,066	2,068,816	2,776,918
-- Public Health	1,642,537	1,396,202	1,499,931	1,300,798	See Note <sup>1</sup>							
-- Leased Facilities	969,271	961,589	823,865	1,036,431	See Note <sup>2</sup>							
-- Teacher Education	141,606	127,563	136,719	332,854	446,807	586,778	651,587	720,503	706,199	675,573	510,273	See Note <sup>4</sup>
-- Ayers Related Reserves	285,126	823,620	400,323	385,060	See Note <sup>2</sup>							
Education			343,543	356,574	496,946	642,578	593,579	449,918	474,143	405,687	403,913	See Note <sup>4</sup>
-- Health Policy and Management						539,386	569,023	598,896	589,899	593,870	574,843	496,736
-- School of Health Sciences					962,064	526,082	477,130	471,191	409,365	337,435	311,912	340,048
-- Behavioral and Environmental Health					447,990	470,706	491,576	524,698	520,074	490,097	483,351	473,945
-- Epidemiology and Biostatistics					351,737	529,032	608,759	536,986	546,223	604,015	593,728	592,879
-- College of Public Service					1,650,409	1,093,959	1,045,540	1,397,759	1,313,871	1,256,983	1,184,334	318,875
-- Provost's Library and Scholarship Pool					992,810	2,170,857	1,967,998	1,745,565	1,766,368	1,745,102	1,841,700	2,148,259
<b>Total Academic Programs</b>	<b>\$ 10,785,982</b>	<b>\$ 10,553,464</b>	<b>\$ 10,353,537</b>	<b>\$ 10,497,542</b>	<b>\$ 11,519,706</b>	<b>\$ 11,477,982</b>	<b>\$ 11,500,000</b>	<b>\$ 11,556,179</b>	<b>\$ 11,503,487</b>	<b>\$ 11,297,158</b>	<b>\$ 10,820,500</b>	<b>\$ 7,824,674</b>
<b>Fund Sources:</b>												
Other Institutional sources applied to academic programs	(300,982)	(68,464)	-	(12,542)	(19,706)	-	-	(56,179)	(3,487)	-	-	-
<b>Total Ayers Settlement Funding</b>	<b>\$ 10,485,000</b>	<b>\$ 10,485,000</b>	<b>\$ 10,353,537</b>	<b>\$ 10,485,000</b>	<b>\$ 11,500,000</b>	<b>\$ 11,477,982</b>	<b>\$ 11,500,000</b>	<b>\$ 11,500,000</b>	<b>\$ 11,500,000</b>	<b>\$ 11,297,158</b>	<b>\$ 10,820,500</b>	<b>\$ 7,824,674</b>

Academic Program	FY 2014 Expenditures	FY 2015 Expenditures	FY 2016 Expenditures	FY 2017 Expenditures	FY 2018 Expenditures	FY 2019 Expenditures	FY 2020 Expenditures	FY 2021 Expenditures	FY 2022 Expenditures	FY 2023 Expenditures	FY 2024 Expenditures	Total Expenditures
-- Urban and Regional Planning												\$ 9,123,141
-- Business Administration												10,424,083
-- Social Work												9,764,026
-- Communicative Disorders	690,568	719,631	700,064	654,153	697,008							10,232,319
-- Health Care Administration												2,335,777
-- Allied Health Science												2,342,415
-- School of Engineering	2,884,262	3,044,849	2,979,074	3,030,665	2,638,374	2,325,388	2,292,986	2,287,401	2,357,677	1,106,323	2,028,427	55,473,139
-- Public Health												5,839,468
-- Leased Facilities												3,791,156
-- Teacher Education												5,036,462
-- Ayers Related Reserves												1,894,129
Education												4,166,881
-- Health Policy and Management	633,403	597,737	608,159	587,798	725,352	274,167	263,612	269,081	184,605	59,374	62,367	8,228,308
-- School of Health Sciences	323,445	447,647	438,168	420,306	584,731							6,049,524
-- Behavioral and Environmental Health												
Health	418,269	476,415	476,549	413,898	581,358	108,021	86,920	107,163	52,246			6,623,276
-- Epidemiology and Biostatistics	520,815	618,120	613,588	510,110	699,288							7,325,280
-- College of Public Service	371,253	359,579	389,461	354,099	330,022	288,334	95,813					11,450,291
-- Provost's Library and Scholarship Pool	2,340,981	1,560,165	1,325,686	1,419,201	1,358,805	922,092	890,537	536,687	320,780			25,053,593
<b>Total Academic Programs</b>	<b>\$ 8,182,996</b>	<b>\$ 7,824,143</b>	<b>\$ 7,530,749</b>	<b>\$ 7,390,230</b>	<b>\$ 7,614,938</b>	<b>\$ 3,918,002</b>	<b>\$ 3,629,868</b>	<b>\$ 3,200,332</b>	<b>\$ 2,915,308</b>	<b>\$ 1,165,697</b>	<b>\$ 2,090,794</b>	<b>\$ 185,153,268</b>
<b>Fund Sources:</b>												
Other Institutional sources applied to academic programs	-	-	-	-	-	-	-	-	-	-	-	(461,360)
<b>Total Ayers Settlement Funding</b>	<b>\$ 8,182,996</b>	<b>\$ 7,824,143</b>	<b>\$ 7,530,749</b>	<b>\$ 7,390,230</b>	<b>\$ 7,614,938</b>	<b>\$ 3,918,002</b>	<b>\$ 3,629,868</b>	<b>\$ 3,200,332</b>	<b>\$ 2,915,308</b>	<b>\$ 1,165,697</b>	<b>\$ 2,090,794</b>	<b>\$ 184,691,908</b>

\*Ayers academic program Settlement funding began in FY 2006, which is the first year in which the Legislature appropriated Ayers academic program funding after the conclusion of the Settlement and appeals in the Ayers case.

**Notes:**

- <sup>1</sup> The "Allied Health Science" and "Public Health" programs have been re-incorporated within the "School of Health Sciences"; "Behavioral and Environmental Health" and "Epidemiology and Biostatistics" programs.
- <sup>2</sup> The "Leased Facilities" and "Ayers Related Reserves" reporting categories have been eliminated for Fiscal Year 2006 and future expenditures in these areas are allocated to the appropriate programs.
- <sup>3</sup> The "Health Care Administration" program was re-incorporated within the "School of Health Sciences" program.
- <sup>4</sup> The "Urban and Regional Planning", "Business Administration", "Social Work", "Teacher Education" and "Ph.D. in Higher Urban Education" reporting categories have been eliminated for Fiscal Year 2013 due to the scheduled funding step-down associated with year 8 of the settlement.



**By University, the Academic Programs Receiving Funding Under Section VI of the Agreement  
Institution: Mississippi Valley State University  
Disclosure Section (viii)**

Fiscal Years 2002 through 2024\*

Academic Program	FY 2002 Expenditures	FY 2003 Expenditures	FY 2004 Expenditures	FY 2005 Expenditures	FY 2006 Expenditures	FY 2007 Expenditures	FY 2008 Expenditures	FY 2009 Expenditures	FY 2010 Expenditures	FY 2011 Expenditures	FY 2012 Expenditures	FY 2013 Expenditures
-- Distinguished Visiting Professor	\$ 65,326	\$ 64,383	\$ 43,491	\$ 50,237	\$ 24,872	\$ 38,177	\$ 40,279	\$ 40,635	\$ 39,793	\$ 27,760	\$ 17,173	See Note 3
-- Institute for Effective Teaching	182,430.00	157,800.00	145,249	142,380	172,593	154,158	147,810	144,237	143,885	148,465	106,244	146,302
-- Greenwood Center Ayers Operations	316,615.00	369,332.00	334,928	275,120	112,668	65,511	51,309	69,838	43,030	9,850	3,971	See Note 3
-- History Program	43,816.00	46,903.00	50,184	51,424	135,609	106,058	169,426	167,634	122,519	176,843	184,100	164,361
-- Other Race Recruitment	102,385.00	116,981.00	144,338	285,184	541,181	407,475	352,206	296,016	302,046	301,012	255,750	323,314
-- Special Education Program	285,494.00	187,811.00	197,518	227,683	246,320	262,890	237,959	141,204	60,906	See Note 2		
-- Education	312,760.00	333,858.00	355,803	314,978	See Note 1							
-- Industrial Technology	357,117.00	271,932.00	277,489	204,465	See Note 1							
-- Chemistry Program		43,705.00	342,670	370,557	285,397	252,799	344,915	393,819	283,940	491,760	339,405	331,072
-- Biology Program		108,660.00	307,948	208,687	510,346	564,634	582,216	562,302	552,692	697,453	617,364	632,408
-- Graduate Special Education Program		195,822.00	284,518	51,220	150,098	114,856	25,674	96,464	92,028	102,218	86,996	108,801
-- Computer and Information Science Program		389,773.00	678,067	371,322	511,304	534,344	596,486	665,293	575,693	641,249	534,526	692,937
-- Mathematics Program		12,471.00	145,274	112,681	351,151	426,476	818,879	719,221	603,685	622,720	724,958	736,763
-- Masters in Business Administration Program					541,879	557,648	545,109	554,279	467,866	429,276	611,613	521,769
-- Educational Leadership Program					239,628	118,921	116,624	119,991	49,917	See Note 2		
-- Bioinformatics Program					528,536	397,714	321,718	382,920	329,458	372,710	351,028	324,004
<b>Total Academic Programs</b>	<b>\$ 1,665,943</b>	<b>\$ 2,299,431</b>	<b>\$ 3,307,477</b>	<b>\$ 2,665,938</b>	<b>\$ 4,351,582</b>	<b>\$ 4,001,661</b>	<b>\$ 4,350,610</b>	<b>\$ 4,353,853</b>	<b>\$ 3,667,458</b>	<b>\$ 4,021,316</b>	<b>\$ 3,833,128</b>	<b>\$ 3,981,731</b>
<b>Fund Sources:</b>												
Reappropriated State funding	-	(750,431)	(1,758,477)	(1,091,092)	-	-	-	-	-	-	-	-
Other Institutional sources applied to academi	(91,943)	-	-	(25,846)	(1,582)	-	(610)	(3,853)	-	-	-	-
<b>Total Ayers Settlement Funding</b>	<b>\$ 1,574,000</b>	<b>\$ 1,549,000</b>	<b>\$ 1,549,000</b>	<b>\$ 1,549,000</b>	<b>\$ 4,350,000</b>	<b>\$ 4,001,661</b>	<b>\$ 4,350,000</b>	<b>\$ 4,350,000</b>	<b>\$ 3,667,458</b>	<b>\$ 4,021,316</b>	<b>\$ 3,833,128</b>	<b>\$ 3,981,731</b>

Academic Program	FY 2014 Expenditures	FY 2015 Expenditures	FY 2016 Expenditures	FY 2017 Expenditures	FY 2018 Expenditures	FY 2019 Expenditures	FY 2020 Expenditures	FY 2021 Expenditures	FY 2022 Expenditures	FY 2023 Expenditures	FY 2024 Expenditures	Total Expenditures
-- Distinguished Visiting Professor												\$ 452,126
-- Institute for Effective Teaching	140,566	120,365	71,088	72,353	85,162	80,539	7,008	580	40,315			2,409,529
-- Greenwood Center Ayers Operations												1,652,172
-- History Program	161,930	139,044	171,081	150,413	166,931	156,805	155,095	156,531	195,411			2,872,118
-- Other Race Recruitment	257,282	205,886	176,906	234,446	324,759	214,728	192,380	128,500	177,191			5,339,966
-- Special Education Program												1,847,785
-- Education												1,317,399
-- Industrial Technology												1,111,003
-- Chemistry Program	287,716	275,551	282,371	302,291	255,730	252,062	224,299	251,256	277,653	184,848	317,011	6,390,827
-- Biology Program	524,203	453,191	440,340	452,074	416,709	32,972	99,461	23,438	50,005			7,837,103
-- Graduate Special Education Program	74,363	66,734	58,866	59,867								1,568,525
-- Computer and Information Science Program	489,342	447,240	453,221	470,241	494,762	461,330	383,392	304,299	382,780	262,083	478,464	10,818,148
-- Mathematics Program	616,660	566,905	540,472	567,847	549,694	40,675	57,753	31,644	132,647			8,378,576
-- Masters in Business Administration Program	444,277	439,841	433,073	387,513	330,028	336,720	308,929	264,884	132,161			7,306,865
-- Educational Leadership Program												645,081
-- Bioinformatics Program	246,163	225,526	220,763	231,269	147,150	41,642	19,930	109,891	34,669			4,285,091
<b>Total Academic Programs</b>	<b>\$ 3,242,502</b>	<b>\$ 2,940,283</b>	<b>\$ 2,848,181</b>	<b>\$ 2,928,314</b>	<b>\$ 2,770,925</b>	<b>\$ 1,617,473</b>	<b>\$ 1,448,247</b>	<b>\$ 1,271,023</b>	<b>\$ 1,422,832</b>	<b>\$ 446,931</b>	<b>\$ 795,475</b>	<b>\$ 64,232,314</b>
<b>Fund Sources:</b>												
Reappropriated State funding	-	-	-	-	-	-	-	-	-	-	-	(3,600,000)
Other Institutional sources applied to academi	-	-	-	-	-	-	-	-	-	-	-	(123,834)
<b>Total Ayers Settlement Funding</b>	<b>\$ 3,242,502</b>	<b>\$ 2,940,283</b>	<b>\$ 2,848,181</b>	<b>\$ 2,928,314</b>	<b>\$ 2,770,925</b>	<b>\$ 1,617,473</b>	<b>\$ 1,448,247</b>	<b>\$ 1,271,023</b>	<b>\$ 1,422,832</b>	<b>\$ 446,931</b>	<b>\$ 795,475</b>	<b>\$ 60,508,480</b>

\*Ayers academic program Settlement funding began in FY 2006, which is the first year in which the Legislature appropriated Ayers academic program funding after the conclusion of the Settlement and appeals in the Ayers case.

**Note:**

<sup>1</sup> The "Education" and "Industrial Technology" program categories were eliminated as approved Ayers Settlement programs beginning with Fiscal Year 2006 operations.

<sup>2</sup> The "Special Education" and "Educational Leadership" program categories were eliminated as approved Ayers Settlement programs beginning with Fiscal Year 2011 operations.

<sup>3</sup> The "Distinguished Visiting Professor", "Business Administration" and "Greenwood Center Ayers Operations" reporting categories have been eliminated for Fiscal Year 2013 due to the scheduled funding step-down associated with year 8 of the settlement.





## **VII. ENDOWMENT**

**The Amount of Private Endowment Raised  
and the Amounts of Public and Private Endowment  
Income Distributed to Each University Pursuant to  
Section IV of the Agreement**

**Disclosure Section (ix)**

**The Amount of Private Income Raised and the Amounts of Private Endowment Distributed to each University  
Pursuant to Section IV of the Agreement**

*Disclosure Section (ix)*

**PRIVATE ENDOWMENT (Page 1 of 4)**

Fiscal Year/Institution	Endowment Principal Raised	Principal		Interest	
		Trust	Distributed	Earned	Distributed <sup>2</sup>
FY 2006 Alcorn State University <sup>1</sup>	1,000,000		283,000	6,549	
<b>Total Earnings Available for Jackson State University and Mississippi Valley State University</b>				18,400	
<b>TRUST</b>		717,000			
<b>Total FY 2006</b>	<b>\$1,000,000</b>	<b>\$717,000</b>	<b>\$283,000</b>	<b>\$24,949</b>	<b>\$ -</b>
FY 2007 Alcorn State University	-	-	-	36,472	6,549
<b>Total Earnings Available for Jackson State University and Mississippi Valley State University</b>				44,012	
Jackson State University					11,138
Mississippi Valley State University					7,262
					18,400
<b>Total FY 2007</b>	<b>\$ -</b>	<b>\$ -</b>	<b>\$ -</b>	<b>\$80,484</b>	<b>\$24,949</b>
FY 2008 Alcorn State University	-	-	-	(12,066)	0
<b>Total Earnings Available for Jackson State University and Mississippi Valley State University</b>				49,082	
Jackson State University					26,640
Mississippi Valley State University					17,372
					44,012
<b>Total FY 2008</b>	<b>\$ -</b>	<b>\$ -</b>	<b>\$ -</b>	<b>\$37,016</b>	<b>\$44,012</b>
FY 2009 Alcorn State University				(62,004)	0
<b>Total Earnings Available for Jackson State University and Mississippi Valley State University</b>				17,197	
Jackson State University					29,710
Mississippi Valley State University					19,372
					49,082
<b>Total FY 2009</b>	<b>\$ -</b>	<b>\$ -</b>	<b>\$ -</b>	<b>(\$44,807)</b>	<b>\$49,082</b>
FY 2010 Alcorn State University				21,643	0
<b>Total Earnings Available for Jackson State University and Mississippi Valley State University</b>				25,461	
Jackson State University					10,409
Mississippi Valley State University					6,788
					17,197
<b>Total FY 2010</b>	<b>\$ -</b>	<b>\$ -</b>	<b>\$ -</b>	<b>\$47,104</b>	<b>\$17,197</b>
FY 2011 Alcorn State University				3,616	0
<b>Total Earnings Available for Jackson State University and Mississippi Valley State University</b>				8,586	
Jackson State University					15,412
Mississippi Valley State University					10,049
					25,461
<b>Total FY 2011</b>	<b>\$ -</b>	<b>\$ -</b>	<b>\$ -</b>	<b>\$12,202</b>	<b>\$25,461</b>
<b>Totals to Date (FY 2006 to FY 2011)</b>	<b>\$1,000,000</b>	<b>\$717,000</b>	<b>\$283,000</b>	<b>\$156,948</b>	<b>\$160,701</b>

<sup>1</sup> As ASU met and sustained the 10% other race enrollment for a consecutive three-year period, the institution has authority to manage its principal share of the private endowment.

<sup>2</sup> Interest Distribution Policy is to award current year interest earnings in the following year after deduction of the investment management fee. The amounts noted as "distributed" equal the actual expenditures. As a result, the "total" distributed is less than the total earned in some cases.

Example: Interest earned in FY '06 of \$18,400 was distributed to JSU and MVSU in FY '07.

**The Amount of Private Income Raised and the Amounts of Private Endowment Distributed to each University  
Pursuant to Section IV of the Agreement**

*Disclosure Section (ix)*

**PRIVATE ENDOWMENT (Page 2 of 4)**

Fiscal Year/Institution	Endowment Principal Raised	Principal		Interest	
		Trust	Distributed	Earned	Distributed <sup>2</sup>
<i>FY 2012</i>					
Alcorn State University <sup>1</sup>				25,617	0
<b>Total Earnings Available for Jackson State University and Mississippi Valley State University</b>				17,665	
Jackson State University					5,197
Mississippi Valley State University					3,389
					8,586
<b>Total FY 2012</b>	<b>\$0</b>	<b>\$0</b>	<b>\$0</b>	<b>\$43,282</b>	<b>\$8,586</b>
<i>FY 2013</i>					
Alcorn State University <sup>1</sup>				(2,509)	0
<b>Total Earnings Available for Jackson State University and Mississippi Valley State University</b>				17,678	
Jackson State University					10,693
Mississippi Valley State University					6,972
					17,665
<b>Total FY 2013</b>	<b>\$0</b>	<b>\$0</b>	<b>\$0</b>	<b>\$15,169</b>	<b>\$17,665</b>
<i>FY 2014</i>					
Alcorn State University <sup>1</sup>				12,537	0
<b>Total Earnings Available for Jackson State University and Mississippi Valley State University</b>				18,815	
Jackson State University					10,695
Mississippi Valley State University					6,983
					17,678
<b>Total FY 2014</b>	<b>\$0</b>	<b>\$0</b>	<b>\$0</b>	<b>\$31,352</b>	<b>\$17,678</b>
<i>FY 2015</i>					
Alcorn State University <sup>1</sup>	35,600	35,600		5,712	0
<b>Total Earnings Available for Jackson State University and Mississippi Valley State University</b>				16,551	
Jackson State University					11,383
Mississippi Valley State University					7,432
					18,815
<b>Total FY 2015</b>	<b>\$35,600</b>	<b>\$35,600</b>	<b>\$0</b>	<b>\$22,263</b>	<b>\$18,815</b>
<i>FY 2016</i>					
Alcorn State University <sup>1</sup>		-10,075	10,075	19,369	0
<b>Total Earnings Available for Jackson State University and Mississippi Valley State University</b>				5,834	
Jackson State University <sup>3</sup>		-449,450	449,450	48	10,014
Mississippi Valley State University					6,538
					16,552
<b>Total Interest Allocated</b>					<b>16,552</b>
<b>Total FY 2016</b>	<b>\$0</b>	<b>-\$459,525</b>	<b>\$459,525</b>	<b>\$25,251</b>	<b>\$16,552</b>
<b>Totals to Date (FY 2006 - FY 2016)</b>	<b>\$1,035,600</b>	<b>\$293,075</b>	<b>\$742,525</b>	<b>\$294,265</b>	<b>\$239,997</b>

<sup>1</sup> As ASU met and sustained the 10% other race enrollment for a consecutive three-year period, the institution has authority to manage its principal share of the private endowment.

<sup>2</sup> Interest Distribution Policy is to award current year interest earnings in the following year after deduction of the investment management fee. The amounts noted as "distributed" equal the actual expenditures. As a result, the "total" distributed is less than the total earned in some cases.

Example: Interest earned in FY '06 of \$18,400 was distributed to JSU and MVSU in FY '07.

<sup>3</sup> As JSU met and sustained the 10% other race enrollment for a consecutive three-year period, the institution has authority to manage its principal share of the private endowment. JSU's principal amount of \$449,500 was not dispersed until January 2017 when its transfer was approved by the Board of Trustees.

**The Amount of Private Income Raised and the Amounts of Private Endowment Distributed to each University  
Pursuant to Section IV of the Agreement**

*Disclosure Section (ix)*

**PRIVATE ENDOWMENT (Page 3 of 4)**

Fiscal Year/Institution	Endowment Principal Raised	Principal		Interest	
		Trust	Distributed	Earned	Distributed <sup>2</sup>
<i>FY 2017</i>					
Alcorn State University <sup>1</sup>				8,730	0
Jackson State University <sup>3</sup>				7,293	0
Mississippi Valley State University				6,736	1,303
<b>Total FY 2017</b>	<b>\$0</b>	<b>\$0</b>	<b>\$0</b>	<b>\$22,759</b>	<b>\$1,303</b>
<i>FY 2018</i>					
Alcorn State University <sup>1,4</sup>	1,000	1,000		(1,953)	0
Jackson State University <sup>3</sup>				7,601	0
Mississippi Valley State University				5,738	6,621
JSU additional interest earnings <sup>3</sup>					4,647
<b>Total FY 2018</b>	<b>\$1,000</b>	<b>\$1,000</b>	<b>\$0</b>	<b>\$11,386</b>	<b>\$11,268</b>
<i>FY 2019</i>					
Alcorn State University <sup>1,4</sup>		-717	283	26,554	0
Jackson State University <sup>3</sup>			434	14,857	0
Mississippi Valley State University				7,090	0
<b>Total FY 2019</b>	<b>\$0</b>	<b>-\$717</b>	<b>\$717</b>	<b>\$48,501</b>	<b>\$0</b>
<i>FY 2020</i>					
Alcorn State University <sup>1</sup>				33,072	0
Jackson State University <sup>3</sup>				60	0
Mississippi Valley State University				5,147	0
<b>Total FY 2020</b>	<b>\$0</b>	<b>\$0</b>	<b>\$0</b>	<b>\$38,279</b>	<b>\$0</b>
<i>FY 2021</i>					
Alcorn State University <sup>1</sup>				(1,881)	0
Jackson State University <sup>3</sup>				15,849	0
Mississippi Valley State University				1,857	0
<b>Total FY 2021</b>	<b>\$0</b>	<b>\$0</b>	<b>\$0</b>	<b>\$15,825</b>	<b>\$0</b>
<i>FY 2022</i>					
Alcorn State University <sup>1</sup>				(41,188)	0
Jackson State University <sup>3</sup>				(20,358)	0
Mississippi Valley State University				185	0
<b>Total FY 2022</b>	<b>\$0</b>	<b>\$0</b>	<b>\$0</b>	<b>-\$61,361</b>	<b>\$0</b>
<b>Totals to Date (FY 2006 - FY 2022)</b>	<b>\$1,036,600</b>	<b>\$293,358</b>	<b>\$743,242</b>	<b>\$369,654</b>	<b>\$252,568</b>

<sup>1</sup> As ASU met and sustained the 10% other race enrollment for a consecutive three-year period, the institution has authority to manage its principal share of the private endowment.

<sup>2</sup> Interest Distribution Policy is to award current year interest earnings in the following year after deduction of the investment management fee. The amounts noted as "distributed" equal the actual expenditures. As a result, the "total" distributed is less than the total earned in some cases.  
Example: Interest earned in FY '06 of \$18,400 was distributed to JSU and MVSU in FY '07.

<sup>3</sup> As JSU met and sustained the 10% other race enrollment for a consecutive three-year period, the institution has authority to manage its principal share of the private endowment. JSU's principal amount of \$449,500 was not dispersed until January 2017 when its transfer was approved by the Board of Trustees. Additional interest funds of \$4,531 represent the amount of interest earned from July to January when principal was invested by the Executive Office, plus an additional \$116 of interest due on pending transfer.

<sup>4</sup> ASU FY2018 distributed amount was revised from \$54,850 to \$0 and FY2019 distributed was revised from \$1,953 to \$0 in FY2020.

**The Amount of Private Income Raised and the Amounts of Private Endowment Distributed to each University  
Pursuant to Section IV of the Agreement**

*Disclosure Section (ix)*

**PRIVATE ENDOWMENT (Page 4 of 4)**

Fiscal Year/Institution	Endowment Principal Raised	Principal		Interest	
		Trust	Distributed	Earned	Distributed <sup>2</sup>
<i>FY 2023</i>					
Alcorn State University <sup>1</sup>				(3,425)	0
Jackson State University <sup>3</sup>				18,037	0
Mississippi Valley State University				4,555	0
<b>Total FY 2023</b>	<b>\$0</b>	<b>\$0</b>	<b>\$0</b>	<b>\$19,167</b>	<b>\$0</b>
<i>FY 2024</i>					
Alcorn State University <sup>1,4</sup>				9,443	0
Jackson State University <sup>3</sup>				29,913	0
Mississippi Valley State University				5,018	0
<b>Total FY 2024</b>	<b>\$0</b>	<b>\$0</b>	<b>\$0</b>	<b>\$44,374</b>	<b>\$0</b>
<b>Totals to Date (FY 2006 - FY 2024)</b>	<b>\$1,036,600</b>	<b>\$293,358</b>	<b>\$743,242</b>	<b>\$433,195</b>	<b>\$252,568</b>

<sup>1</sup> As ASU met and sustained the 10% other race enrollment for a consecutive three-year period, the institution has authority to manage its principal share of the private endowment.

<sup>2</sup> Interest Distribution Policy is to award current year interest earnings in the following year after deduction of the investment management fee. The amounts noted as "distributed" equal the actual expenditures. As a result, the "total" distributed is less than the total earned in some cases.  
Example: Interest earned in FY '06 of \$18,400 was distributed to JSU and MVSU in FY '07.

<sup>3</sup> As JSU met and sustained the 10% other race enrollment for a consecutive three-year period, the institution has authority to manage its principal share of the private endowment. JSU's principal amount of \$449,500 was not dispersed until January 2017 when its transfer was approved by the Board of Trustees. Additional interest funds of \$4,531 represent the amount of interest earned from July to January when principal was invested by the Executive Office, plus an additional \$116 of interest due on pending transfer.

<sup>4</sup> ASU FY2018 distributed amount was revised from \$54,850 to \$0 and FY2019 distributed was revised from \$1,953 to \$0 in FY2020.

The Amount of Public Income Raised and the Amounts of Public Endowment Distributed to each University

Pursuant to Section IV of the Agreement

Disclosure Section (ix)

PUBLIC ENDOWMENT (Page 1 of 4)

Fiscal Year/Institution/Board of Trustees	Endowment Principal Received	Principal		Interest	
		Amount Managed by Board of Trustees	Amount Distributed to University for Management	Earned	Distributed <sup>3</sup>
<b>Fiscal Year 2006</b>	5,000,000				
<b>Alcorn State University<sup>1</sup></b>			1,415,000	23,096	
Total Interest Earnings available for Jackson State University and Mississippi Valley State University				138,470	
Less Investment Management Fee <sup>2</sup>				(2,035)	
<b>Available Interest Income for JSU and MVSU</b>				136,435	
Jackson State University					
Mississippi Valley State University					
Board of Trustees		3,585,000			-
<b>FY 2006 Total</b>	<b>\$5,000,000</b>	<b>\$3,585,000</b>	<b>\$1,415,000</b>	<b>\$159,531</b>	<b>\$-</b>
<b>Fiscal Year 2007</b>	5,000,000				
<b>Alcorn State University</b>			1,415,000	79,566	23,096
Total Interest Earnings available for Jackson State University and Mississippi Valley State University				369,007	
Less Investment Management Fee				(7,650)	
Less Prior Period Adjustment				(6,144)	
<b>Available Interest Income for JSU and MVSU</b>				355,213	
Jackson State University					83,801
Mississippi Valley State University					54,669
Interest Allocated					138,470
ASU additional interest earnings <sup>1</sup>					4,109
<b>Total Interest Allocated</b>					142,579
Board of Trustees		3,585,000			
<b>FY 2007 Total</b>	<b>\$5,000,000</b>	<b>\$3,585,000</b>	<b>\$1,415,000</b>	<b>\$434,779</b>	<b>\$165,675</b>
<b>Fiscal Year 2008</b>	5,000,000				
<b>Alcorn State University</b>			1,415,000	127,574	4,531
Total Interest Earnings available for Jackson State University and Mississippi Valley State University				519,899	
Less Investment Management Fee				(10,787)	
<b>Available Interest Income for JSU and MVSU</b>				509,112	
Jackson State University					215,010
Mississippi Valley State University					140,203
Interest Allocated					355,213
Board of Trustees		3,585,000			
<b>FY 2008 Total</b>	<b>\$5,000,000</b>	<b>\$3,585,000</b>	<b>\$1,415,000</b>	<b>\$636,686</b>	<b>\$359,744</b>
<b>Fiscal Year 2009</b>	5,000,000				
<b>Alcorn State University</b>			1,415,000	73,672	112,482
Total Interest Earnings available for Jackson State University and Mississippi Valley State University				735,014	
Less Investment Management Fee				(13,519)	
<b>Available Interest Income for JSU and MVSU</b>				721,495	
Jackson State University					281,078
Mississippi Valley State University					228,034
Interest Allocated					509,112
Board of Trustees		3,585,000			
<b>FY 2009 Total</b>	<b>\$ 5,000,000</b>	<b>\$3,585,000</b>	<b>\$1,415,000</b>	<b>\$795,167</b>	<b>\$621,594</b>
<b>Fiscal Year 2010</b>	5,000,000				
<b>Alcorn State University</b>			1,415,000	132,693	72,092
Total Interest Earnings available for Jackson State University and Mississippi Valley State University				546,604	
Less Investment Management Fee				(16,778)	
<b>Available Interest Income for JSU and MVSU</b>				529,826	
Jackson State University					463,381
Mississippi Valley State University					140,740
Interest Allocated					604,121
Board of Trustees		3,585,000			
<b>FY 2010 Total</b>	<b>\$ 5,000,000</b>	<b>\$3,585,000</b>	<b>\$1,415,000</b>	<b>\$662,519</b>	<b>\$676,213</b>
<b>Fiscal Year 2011</b>	5,000,000				
<b>Alcorn State University</b>			1,415,000	125,869	68,471
Total Interest Earnings available for Jackson State University and Mississippi Valley State University				545,487	
Less Investment Management Fee				(19,617)	
<b>Available Interest Income for JSU and MVSU</b>				525,870	
Jackson State University					333,675
Mississippi Valley State University					196,151
Interest Allocated					529,826
Board of Trustees		3,585,000			
<b>FY 2011 Total</b>	<b>\$ 5,000,000</b>	<b>\$3,585,000</b>	<b>\$1,415,000</b>	<b>\$651,739</b>	<b>\$598,297</b>
<b>Totals to Date (FY 2006 to FY 2011)</b>	<b>\$30,000,000</b>	<b>\$21,510,000</b>	<b>\$8,490,000</b>	<b>\$3,340,421</b>	<b>\$2,421,523</b>

Notes

<sup>1</sup> As ASU met and sustained the 10% other race enrollment for a three-year period, the institution has the authority to manage investment of the principal. ASU's principal amount of \$1,415,000 was not dispersed until September 2006 when its transfer was approved by the Board of Trustees. Additional interest funds of \$4,109 represent the amount of interest earned from August to September when principal was invested by the Executive Office.

<sup>2</sup> During FY 2006 interest distribution to JSU and MVSU was calculated without consideration of the investment management fee (\$2,035) and an interest allocation to ASU (\$4,109). The allocation to JSU and MVSU of \$138,470 was overstated by \$6,144. Principal was not invaded.

<sup>3</sup> Interest Distribution Policy is to award current year interest earnings in the following year after deduction of the investment management fee.

**The Amount of Public Income Raised and the Amounts of Public Endowment Distributed to each University  
Pursuant to Section IV of the Agreement**

*Disclosure Section (ix)*

**PUBLIC ENDOWMENT (Page 2 of 4)**

Fiscal Year/Institution/Board of Trustees	Endowment Principal Received	Principal		Interest	
		Amount Managed by Board of Trustees	Amount Distributed to University for Management	Earned	Distributed <sup>3</sup>
<b>Fiscal Year 2012</b>	<b>5,000,000</b>				
Alcorn State University			1,415,000	112,318	40,564
Total Interest Earnings available for Jackson State University and Mississippi Valley State University				678,497	
Less Investment Management Fee				(22,776)	
<b>Available Interest Income for JSU and MVSU</b>				<b>655,721</b>	
Jackson State University					318,309
Mississippi Valley State University					142,181
Interest Allocated					460,490
Board of Trustees		3,585,000			
<b>FY 2012 Total</b>	<b>\$5,000,000</b>	<b>\$3,585,000</b>	<b>\$1,415,000</b>	<b>\$768,039</b>	<b>\$ 501,054</b>
<b>Fiscal Year 2013</b>	<b>5,000,000</b>				
Alcorn State University			1,415,000	173,709	261,964
Total Interest Earnings available for Jackson State University and Mississippi Valley State University				782,172	
Less Investment Management Fee				(25,806)	
<b>Available Interest Income for JSU and MVSU</b>				<b>756,366</b>	
Jackson State University					398,192
Mississippi Valley State University					324,741
Interest Allocated					722,933
Board of Trustees		3,585,000			
<b>FY 2013 Total</b>	<b>\$5,000,000</b>	<b>\$3,585,000</b>	<b>\$1,415,000</b>	<b>\$930,075</b>	<b>\$ 984,897</b>
<b>Fiscal Year 2014</b>	<b>5,000,000</b>				
Alcorn State University			1,415,000	186,510	186,510
Total Interest Earnings available for Jackson State University and Mississippi Valley State University				972,942	
Less Investment Management Fee				(27,929)	
<b>Available Interest Income for JSU and MVSU</b>				<b>945,013</b>	
Jackson State University					476,554
Mississippi Valley State University					294,894
Interest Allocated					771,448
Board of Trustees		3,585,000			
<b>FY 2014 Total</b>	<b>\$5,000,000</b>	<b>\$3,585,000</b>	<b>\$1,415,000</b>	<b>\$1,131,523</b>	<b>\$ 957,958</b>
<b>Fiscal Year 2015</b>	<b>5,000,000</b>				
Alcorn State University			1,415,000	239,052	239,052
Total Interest Earnings available for Jackson State University and Mississippi Valley State University				1,009,632	
Less Investment Management Fee				(31,919)	
<b>Available Interest Income for JSU and MVSU</b>				<b>977,713</b>	
Jackson State University					561,533
Mississippi Valley State University					232,369
Interest Allocated					793,902
Board of Trustees		3,585,000			
<b>FY 2015 Total</b>	<b>\$5,000,000</b>	<b>\$3,585,000</b>	<b>\$1,415,000</b>	<b>\$1,216,765</b>	<b>\$ 1,032,954</b>
<b>Fiscal Year 2016</b>	<b>5,000,000</b>				
Alcorn State University			1,415,000	331,015	265,870
Total Interest Earnings available for Jackson State University and Mississippi Valley State University				705,264	
Less Investment Management Fee				(25,067)	
<b>Available Interest Income for JSU and MVSU</b>				<b>680,197</b>	
Jackson State University <sup>4,5</sup>		-23,870,000	23,870,000	345,319	533,680
Mississippi Valley State University					382,737
Interest Allocated					916,417
JSU additional interest earnings <sup>4</sup>					326,109
<b>Total Interest Allocated</b>					<b>1,242,526</b>
Board of Trustees		3,585,000			
<b>FY 2016 Total</b>	<b>\$5,000,000</b>	<b>-\$20,285,000</b>	<b>\$25,285,000</b>	<b>\$1,356,531</b>	<b>\$ 1,508,396</b>
<b>Totals to Date (FY 2006 to FY 2016)</b>	<b>\$55,000,000</b>	<b>\$15,565,000</b>	<b>\$39,435,000</b>	<b>\$8,743,354</b>	<b>\$7,406,782</b>

<sup>1</sup> As ASU met and sustained the 10% other race enrollment for a three-year period, the institution has the authority to manage investment of the principal. ASU's principal amount of \$1,415,000 was not dispersed until September 2006 when its transfer was approved by the Board of Trustees. Additional interest funds of \$4,109 represent the amount of interest earned from August to September when principal was invested by the Executive Office.

<sup>2</sup> During FY 2006 interest distribution to JSU and MVSU was calculated without consideration of the investment management fee (\$2,035) and an interest allocation to ASU (\$4,109). The allocation to JSU and MVSU of \$138,470 was overstated by \$6,144. Principal was not invaded.

<sup>3</sup> Interest Distribution Policy is to award current year interest earnings in the following year after deduction of the investment management fee.

<sup>4</sup> As JSU met and sustained the 10% other race enrollment for a three-year period, the institution has the authority to manage investment of the principal. JSU's principal amount of \$23,870,000 was not dispersed until December 2016 when its transfer was approved by the Board of Trustees. Additional interest funds of \$326,109 represent the amount of interest earned from July to December when principal was invested by the Executive Office.

<sup>5</sup> JSU corrected Interest Earned for FY2016, 9-17-2017.

**The Amount of Public Income Raised and the Amounts of Public Endowment Distributed to each University  
Pursuant to Section IV of the Agreement**

*Disclosure Section (ix)*

**PUBLIC ENDOWMENT (Page 3 of 4)**

Fiscal Year/Institution/Board of Trustees	Endowment Principal Received	Principal		Interest	
		Amount Managed by Board of Trustees	Amount Distributed to University for Management	Earned	Distributed <sup>3</sup>
<b>Fiscal Year 2017</b>	5,000,000				
Alcorn State University			1,415,000	339,447	235,070
Jackson State University <sup>4</sup>			2,170,000	744,478	734,202
Mississippi Valley State University				397,125	501,254
Interest Earned				(14,989)	
Less Investment Management Fee					
<b>Available Interest Income for MVSU Board of Trustees</b>		1,415,000		382,136	
<b>FY 2017 Total</b>	<b>\$5,000,000</b>	<b>\$1,415,000</b>	<b>\$3,585,000</b>	<b>\$1,466,061</b>	<b>\$ 1,470,526</b>
<b>Fiscal Year 2018</b>	5,000,000				
Alcorn State University			1,415,000	470,075	293,326
Jackson State University <sup>4</sup>			2,170,000	574,643	735,865
Mississippi Valley State University				519,362	345,834
Interest Earned				(16,148)	
Less Investment Management Fee					
<b>Available Interest Income for MVSU JSU additional interest earnings <sup>4</sup> Board of Trustees</b>		1,415,000		503,214	266,686
<b>FY 2018 Total</b>	<b>\$5,000,000</b>	<b>\$1,415,000</b>	<b>\$3,585,000</b>	<b>\$1,547,932</b>	<b>\$ 1,641,711</b>
<b>Fiscal Year 2019</b>	5,000,000				
Alcorn State University			1,415,000	489,988	470,075
Jackson State University <sup>4</sup>			2,170,000	1,640,088	599,688
Mississippi Valley State University				530,641	414,838
Interest Earned				(17,337)	
Less Investment Management Fee					
<b>Available Interest Income for MVSU Board of Trustees</b>		1,415,000		513,304	
<b>FY 2019 Total</b>	<b>\$5,000,000</b>	<b>\$1,415,000</b>	<b>\$3,585,000</b>	<b>\$2,643,380</b>	<b>\$ 1,484,601</b>
<b>Fiscal Year 2020</b>					
Alcorn State University				469,500	371,938
Jackson State University <sup>4</sup>				1,391,394	1,599,445
Mississippi Valley State University				515,372	370,251
Interest Earned				(17,881)	
Less Investment Management Fee					
<b>Available Interest Income for MVSU Board of Trustees</b>				497,491	
<b>FY 2020 Total</b>	<b>\$0</b>	<b>\$0</b>	<b>\$0</b>	<b>\$2,358,385</b>	<b>\$ 2,341,634</b>
<b>Fiscal Year 2021</b>					
Alcorn State University				287,495	697,875
Jackson State University <sup>4</sup>				2,278,724	1,188,956
Mississippi Valley State University				239,942	202,455
Interest Earned				(13,442)	
Less Investment Management Fee					
<b>Available Interest Income for MVSU Board of Trustees</b>				226,500	
<b>FY 2021 Total</b>	<b>\$0</b>	<b>\$0</b>	<b>\$0</b>	<b>\$2,792,719</b>	<b>\$ 2,089,286</b>
<b>Fiscal Year 2022</b>					
Alcorn State University				361,670	287,813
Jackson State University <sup>4</sup>				2,262,834	856,041
Mississippi Valley State University				277,440	246,641
Interest Earned				(17,461)	
Less Investment Management Fee					
<b>Available Interest Income for MVSU Board of Trustees</b>				259,979	
<b>FY 2022 Total</b>	<b>\$0</b>	<b>\$0</b>	<b>\$0</b>	<b>\$2,884,483</b>	<b>\$ 1,390,495</b>
<b>Totals to Date (FY 2006 to FY 2022)</b>	<b>\$70,000,000</b>	<b>\$19,810,000</b>	<b>\$50,190,000</b>	<b>\$22,436,314</b>	<b>\$17,825,035</b>

<sup>1</sup> As ASU met and sustained the 10% other race enrollment for a three-year period, the institution has the authority to manage investment of the principal. ASU's principal amount of \$1,415,000 was not dispersed until September 2006 when its transfer was approved by the Board of Trustees. Additional interest funds of \$4,109 represent the amount of interest earned from August to September when principal was invested by the Executive Office.

<sup>2</sup> During FY 2006 interest distribution to JSU and MVSU was calculated without consideration of the investment management fee (\$2,035) and an interest allocation to ASU (\$4,109). The allocation to JSU and MVSU of \$138,470 was overstated by \$6,144. Principal was not invaded.

<sup>3</sup> Interest Distribution Policy is to award current year interest earnings in the following year after deduction of the investment management fee.

<sup>4</sup> As JSU met and sustained the 10% other race enrollment for a three-year period, the institution has the authority to manage investment of the principal. JSU's principal amount of \$23,870,000 was not dispersed until December 2016 when its transfer was approved by the Board of Trustees. Additional interest funds of \$326,109 represent the amount of interest earned from July to December when principal was invested by the Executive Office.

<sup>5</sup> JSU corrected Interest Earned for FY2016, 9-17-2017.



**The Amount of Public Income Raised and the Amounts of Public Endowment Distributed to each University  
Pursuant to Section IV of the Agreement**

*Disclosure Section (ix)*

**PUBLIC ENDOWMENT (Page 4 of 4)**

Fiscal Year/Institution/Board of Trustees	Endowment Principal Received	Principal		Interest	
		Amount Managed by Board of Trustees	Amount Distributed to University for Management	Earned	Distributed <sup>3</sup>
<b>Fiscal Year 2023</b>					
Alcorn State University				429,729	68,611
Jackson State University <sup>4</sup>				1,767,725	1,545,911
Mississippi Valley State University				404,654	275,107
Interest Earned				(17,493)	
Less Investment Management Fee				387,161	
<b>Available Interest Income for MVSU Board of Trustees</b>					
<b>FY 2023 Total</b>	<b>\$0</b>	<b>\$0</b>	<b>\$0</b>	<b>\$2,584,615</b>	<b>\$ 1,889,629</b>
<b>Fiscal Year 2024</b>					
Alcorn State University				209,634	650,525
Jackson State University <sup>4</sup>				2,012,545	825,000
Mississippi Valley State University				465,793	277,527
Interest Earned				(16,957)	
Less Investment Management Fee				448,836	
<b>Available Interest Income for MVSU Board of Trustees</b>					
<b>FY 2024 Total</b>	<b>\$0</b>	<b>\$0</b>	<b>\$0</b>	<b>\$2,671,015</b>	<b>\$ 1,753,052</b>
<b>Totals to Date (FY 2006 to FY 2024)</b>	<b>\$70,000,000</b>	<b>\$19,810,000</b>	<b>\$50,190,000</b>	<b>\$27,691,944</b>	<b>\$21,467,716</b>

<sup>1</sup> As ASU met and sustained the 10% other race enrollment for a three-year period, the institution has the authority to manage investment of the principal. ASU's principal amount of \$1,415,000 was not dispersed until September 2006 when its transfer was approved by the Board of Trustees. Additional interest funds of \$4,109 represent the amount of interest earned from August to September when principal was invested by the Executive Office.

<sup>2</sup> During FY 2006 interest distribution to JSU and MVSU was calculated without consideration of the investment management fee (\$2,035) and an interest allocation to ASU (\$4,109). The allocation to JSU and MVSU of \$138,470 was overstated by \$6,144. Principal was not invaded.

<sup>3</sup> Interest Distribution Policy is to award current year interest earnings in the following year after deduction of the investment management fee.

<sup>4</sup> As JSU met and sustained the 10% other race enrollment for a three-year period, the institution has the authority to manage investment of the principal. JSU's principal amount of \$23,870,000 was not dispersed until December 2016 when its transfer was approved by the Board of Trustees. Additional interest funds of \$326,109 represent the amount of interest earned from July to December when principal was invested by the Executive Office.

<sup>5</sup> JSU corrected Interest Earned for FY2016, 9-17-2017.

**The Amount of Income Raised and the Amounts of Endowment Distributed  
to Each University Pursuant to Section IV of the Agreement**

*Disclosure Section (ix)*  
**ENDOWMENT TRUST<sup>2</sup> (Page 1 of 2)**

Fiscal Year/Institution	Income Earnings Distributable from Endowment Trust	Distributed
<b>FY 2002</b> Alcorn State University Jackson State University Mississippi Valley State University	\$900,000	300,000 300,000 300,000
<b>FY 2003</b> Alcorn State University Jackson State University Mississippi Valley State University	900,000	300,000 300,000 300,000
<b>FY 2004</b> Alcorn State University Jackson State University Mississippi Valley State University <sup>2</sup>	900,000	300,000 300,000 228,520
<b>FY 2005</b> Alcorn State University Jackson State University Mississippi Valley State University	450,000	150,000 150,000 150,000
<b>FY 2006<sup>3</sup></b> Alcorn State University Jackson State University Mississippi Valley State University <sup>2</sup>	554,958	157,053 240,852 137,637
<b>FY 2007</b> Alcorn State University Jackson State University Mississippi Valley State University	212,226	60,060 92,106 60,060
<b>FY 2008</b> Alcorn State University Jackson State University Mississippi Valley State University	301,886	85,434 131,018 85,434
<b>FY 2009</b> Alcorn State University Jackson State University Mississippi Valley State University	845,576	239,298 366,980 239,298
<b>FY 2010</b> Alcorn State University <sup>2</sup> Jackson State University Mississippi Valley State University	748,370	136,689 324,792 211,789
<b>FY 2011</b> Alcorn State University <sup>2</sup> Jackson State University Mississippi Valley State University	521,040	147,454 226,132 147,454
<b>TOTAL ENDOWMENT TRUST EARNINGS Totals to Date FY 2002 to FY 2011</b>	<b>\$6,334,056</b>	<b>\$6,168,060</b>

**NOTES**

<sup>1</sup> The Ayers Endowment Trust was established prior to FY 2002 under the Remedial Decree. Interest earnings for the Ayers Endowment Trust are derived from the \$15 million earmarked in the Working Cash Stabilization Reserve Fund managed by the Mississippi State Treasury.

<sup>2</sup> In FY 2004, 2006, and 2010, ASU and/or MVSU did not expend 100% of its share of available interest distribution. The amounts noted equal the *actual* expenditures. As a result, the "total" distributed is less than the total earned.

<sup>3</sup> From FY 2006 through FY 2011, the distribution of income is based on percentage allocations stipulated within the Ayers Settlement Agreement: ASU @28.3%, JSU @ 43.4%, and MVSU @ 28.3%.

**The Amount of Income Raised and the Amounts of Endowment Distributed  
to Each University Pursuant to Section IV of the Agreement**

*Disclosure Section (ix)*  
**ENDOWMENT TRUST<sup>2</sup> (Page 2 of 2)**

<b>Fiscal Year/Institution</b>	<b>Income Earnings Distributable from Endowment Trust</b>	<b>Distributed</b>
<b>FY 2012<sup>4</sup></b>	<b>361,007</b>	
Alcorn State University		120,336
Jackson State University		120,335
Mississippi Valley State University		120,336
<b>FY 2013<sup>4</sup></b>	<b>239,421</b>	
Alcorn State University		79,807
Jackson State University		79,807
Mississippi Valley State University		79,807
<b>FY 2014<sup>4</sup></b>	<b>3,498</b>	
Alcorn State University		1,166
Jackson State University		1,166
Mississippi Valley State University		1,166
<b>FY 2015<sup>4</sup></b>	<b>100,886</b>	
Alcorn State University		33,629
Jackson State University		33,628
Mississippi Valley State University		33,629
<b>FY 2016<sup>4</sup></b>	<b>0</b>	
Alcorn State University		0
Jackson State University		0
Mississippi Valley State University		0
<b>FY 2017<sup>4</sup></b>	<b>76,643</b>	
Alcorn State University		25,548
Jackson State University		25,548
Mississippi Valley State University		25,548
<b>FY 2018<sup>4</sup></b>	<b>101,925</b>	
Alcorn State University		33,975
Jackson State University		33,975
Mississippi Valley State University		33,975
<b>FY 2019<sup>4</sup></b>	<b>42,764</b>	
Alcorn State University		14,255
Jackson State University		14,255
Mississippi Valley State University		14,255
<b>FY 2020<sup>4</sup></b>	<b>0</b>	
Alcorn State University		0
Jackson State University		0
Mississippi Valley State University		0
<b>FY 2021 - FY2024<sup>4</sup></b>	<b>0</b>	
Alcorn State University		0
Jackson State University		0
Mississippi Valley State University		0
<b>TOTAL ENDOWMENT TRUST EARNINGS</b>		
<b>Totals to Date FY 2002 to FY 2024</b>	<b>\$7,260,200</b>	<b>\$7,094,204</b>

**NOTES**

<sup>1</sup> The Ayers Endowment Trust was established prior to FY 2002 under the Remedial Decree. Interest earnings for the Ayers Endowment Trust are derived from the \$15 million earmarked in the Working Cash Stabilization Reserve Fund managed by the Mississippi State Treasury.

<sup>2</sup> In FY 2004, 2006, and 2010, ASU and/or MVSU did not expend 100% of its share of available interest distribution. The amounts noted equal the *actual* expenditures. As a result, the "total" distributed is less than the total earned.

<sup>3</sup> From FY 2006 through FY 2011, the distribution of income is based on percentage allocations stipulated within the Ayers Settlement Agreement: ASU @28.3%, JSU @ 43.4%, and MVSU@ 28.3%.

<sup>4</sup> Beginning in FY 2012, the distribution of income is divided into equal one-third parts in accordance with MS Code Section 37-101-27(3).

**Appendix A.  
Settlement Agreement**

**APPENDIX A: SETTLEMENT AGREEMENT**

**IN THE UNITED STATES DISTRICT COURT  
FOR THE NORTHERN DISTRICT OF MISSISSIPPI  
GREENVILLE DIVISION**

**JAKE AYERS, JR., ET AL.**

**PLAINTIFFS**

**and**

**UNITED STATES OF AMERICA**

**PLAINTIFF/INTERVENOR**

**V.**

**CIVIL ACTION NO. 4:75CV9-B-D**

**RONNIE MUSGROVE, GOVERNOR,  
STATE OF MISSISSIPPI, ET AL.**

**DEFENDANTS**

---

**SETTLEMENT AGREEMENT**

---

This Settlement Agreement (“Agreement”) among the parties to this action is intended to accomplish a full, complete, and final settlement of this controversy. The Agreement is made by Bennie G. Thompson, on behalf of himself and the class of persons identified below (collectively the “Class”), the United States of America, the Governor of the State of Mississippi in his official capacity, and the Board of Trustees of State Institutions of Higher Learning (“the Board”). The Board enters into this Agreement on behalf of itself and the following other defendants in this proceeding: Delta State University, Mississippi State University, Mississippi University for Women, the University of Mississippi, and the University of Southern Mississippi; and, in their official capacities, the institutional

executives of such universities, the Commissioner of Higher Education, and the individual members of the Board.

The Governor, in his capacity as chief executive officer, and the Attorney General, in his capacity as chief legal officer, execute this Agreement on behalf of the State, with the understanding that the Lieutenant Governor and the Speaker, following consultation, affirm their willingness to seek full implementation of the Agreement. As emphasized in section X below, the Agreement is subject to the approval of the District Court.

#### **I. The Background for Settlement.**

The private plaintiffs commenced this class action on January 28, 1975. Three months later the United States filed its complaint-in-intervention. On September 17, 1975, a plaintiff class ("the Class") was certified and defined as follows:

All black citizens residing in Mississippi, whether students, former students, parents, employees or taxpayers, who have been, are, or will be discriminated against on account of race in receiving equal educational opportunity and/or equal employment opportunity in the universities operated by [the] Board of Trustees [of State Institutions of Higher Learning].

On March 8, 1996, the District Court designated Congressman Thompson as the lead plaintiff and representative for the Class.

The *Ayers* litigation now spans over 25 years. Substantial efforts to reach a comprehensive settlement in both the early and mid-1980's were not successful. Consequently, a lengthy trial occurred in 1987 which resulted in the District Court dismissing the action in its entirety. The Court of Appeals affirmed the District Court but

was reversed by the United States Supreme Court in 1992. The Supreme Court delineated the legal standard to govern the State's duty to desegregate public universities but left implementation of the standard to the lower courts.

On remand from the Supreme Court the parties again unsuccessfully pursued settlement. A second lengthy trial occurred in 1994 which was followed by the District Court's 1995 decision, plaintiffs' appeal to the Fifth Circuit, and the Class's attempt to go to the Supreme Court. Settlement discussions in 1997 during these appeals were also unproductive. The case returned to the District Court in 1998 where the Board has continued its implementation of the District Court's remedial decree.

The Class and the United States continue to challenge the adequacy of the District Court's remedial decree and the Board's implementation of it. Presently on appeal to the United States Court of Appeals for the Fifth Circuit is a plaintiff challenge under *Ayers* of Board authorization of expanded course offerings for the University of Southern Mississippi – Gulf Coast. Multiple proceedings concerning admissions standards, scholarships, and academic programs await the parties in 2001 if this controversy is not settled. Perpetuating the litigation would further drain higher education resources, interfere with system administration, and strain relationships among university constituencies and public officials.

The compelling impetus for the Governor, the Board, and the Attorney General to execute this Agreement, and for the willingness of the Lieutenant Governor and the Speaker to seek implementation of this Agreement, is achievement of finality for the *Ayers* litigation. Judicial approval of this Agreement is to relieve the Board, and all other defendants, of any



further obligations under the remedial decree. On such approval there will no longer remain any arguable constitutional, statutory or regulatory violation. The only obligations of the Board, and other defendants, arising out of or related to the *Ayers* litigation will be those specified in this Agreement. When this Agreement becomes final, the Board will be free to fulfill its constitutional and statutory duties and responsibilities under Mississippi law wholly unfettered by the *Ayers* litigation except as specified in this Agreement.

## **II. Financial Assistance for Summer Developmental Education Program.**

Student access to the summer developmental education program for certain individuals may be affected by financial considerations. The Board agrees to seek, and the State Legislature is expected to provide, special *Ayers* funding in the amount of \$500,000 annually for five years (FY2002 - FY 2006) and \$750,000 annually for five additional years (FY2007- FY2011) to supplement the financial aid presently available to summer program participants. A pool consisting of such funds will be established in which all IHL universities may participate. Award eligibility will be based on student financial need. The pool will be administered by the Commissioner. If the pool is not fully expended in a given fiscal year, the unexpended portion will be carried forward and applied toward the total for the succeeding fiscal year. Any unexpended funds at the end of fiscal year 2011 shall lapse and revert to the State treasury.

Opportunities for enrollment in the summer program, as well as the other admission opportunities for high school graduates and persons over age 21, are to be widely publicized, including but not limited to press releases and public service announcements. Admissions

and financial aid policies are to be included in materials disseminated to the high schools and in university catalogs. IHL and university websites are to relate the means by which admissions and financial aid policies may be readily obtained.

The commitments of the Board in this section to seek special funding for the summer program over a period of 10 years and to promote publication of its availability do not guarantee the continued existence of the summer program at all Mississippi universities for such a 10-year period. The Board specifically reserves the right to no longer provide the summer program at certain Mississippi universities should future circumstances so warrant.

### **III. Academic Programs.**

ASU, JSU and MVSU are to develop, implement, strengthen, review, and modify the programs identified in paragraphs (a) and (b) below consistent with sound educational practices, the desegregation objectives of *Ayers*, and the resources available over time. The funding to be provided under this Agreement for such program implementation is identified in section VI. Such funding is not, and is not represented to be, adequate to immediately implement or strengthen all of the programs listed. Even if unlimited funding were available, immediate implementation of all the new academic programs would not be educationally practicable or achievable. Through prudent institutional management practices, however, substantial program implementation and enhancement should occur over the 17-year period of special appropriations and supplemental endowment income.

(a) Subject to the provisions of paragraph (c) below, the Board hereby authorizes, or affirms its previous authorization of, over time, the *Ayers* academic programs and related

endeavors below.

Alcorn State University:

- (i) Business administration, masters (Natchez);
- (ii) Accounting, masters (Natchez);
- (iii) Finance, bachelors (Lorman);
- (iv) Finance, masters (Natchez);
- (v) Physician assistants, masters (Natchez or Vicksburg);
- (vi) Biotechnology, masters (Lorman);
- (vii) Computer networking, bachelors (Vicksburg); and
- (viii) Environmental science, bachelors (Lorman).

Jackson State University:

- (i) Business, Ph.D.;
- (ii) Urban planning, masters;
- (iii) Urban planning, Ph.D.;
- (iv) Social work, Ph.D.;
- (v) Civil engineering, bachelors;
- (vi) Computer engineering, bachelors;
- (vii) Telecommunications engineering, bachelors;
- (viii) Public health, masters;
- (ix) Health care administration, bachelors;
- (x) Communicative disorders, masters;

- (xi) Higher education, Ph.D.;
- (xii) Public health, Ph.D.;
- (xiii) Mississippi Interinstitutional Pharmacy Initiative;
- (xiv) School of Allied Health;
- (xv) School of Public Health; and
- (xvi) School of Engineering.<sup>1</sup>

Mississippi Valley State University:

- (i) History, bachelors;
- (ii) Special education, masters;
- (iii) Special education, bachelors;
- (iv) Computer science, masters;
- (v) Bioinformatics, masters;
- (vi) Leadership administration, masters; and
- (vii) Business administration, masters.

(b) Subject to the provisions of paragraph (c) below, the Board hereby authorizes, or affirms its previous authorization of, over time, enhancements of the academic program areas below.

Alcorn State University:

- (i) Nursing;

---

<sup>1</sup> Graduate programs in civil, computer and telecommunications engineering will be considered for implementation upon accreditation of the baccalaureate engineering programs.

- (ii) Teacher education;
- (iii) Mathematics and sciences (biology, chemistry, physics); and
- (iv) Computer science.

Jackson State University:

- (i) Business; and
- (ii) Education.

Mississippi Valley State University:

- (i) Biology;
- (ii) Chemistry;
- (iii) Computer science;
- (iv) Mathematics; and
- (v) Special education, masters.

(c) The universities are to submit annually to the Board the budgets for program implementation detailing anticipated expenditures for the subject fiscal year. Institutional access to *Ayers* program funding will be contingent on appropriate institutional identification and specification of contemplated program implementation through the budget process, including projected student enrollments by race. The universities will be required to account to the Board for all program expenditures. The Board will maintain the right to evaluate program implementation in light of program objectives including reservation of the right to direct reallocation of monies, in consultation with the presidents of the historically black universities, to other academic programs and other-race endeavors identified in this

Agreement. Given the considerable period of time covered by this Agreement, the Board further reserves the right to substitute academic programs, in consultation with the presidents of the historically black universities, for those presently identified should future circumstances so warrant.

(d) The president of JSU is authorized to submit for review by the Board an academic program request addressing a Ph.D. program in International Studies, which request will be evaluated by the Board in accordance with the Board's standard policies and practices regarding approval of new academic programs.

#### IV. Endowment.

Publicly-funded and privately-funded endowments are to be created for the benefit of ASU, JSU, and MVSU as set forth below.

(a) Public endowment. A publicly-funded endowment in the amount of \$70,000,000 is to be created over a 14-year period through transfer of the *Ayers* Endowment Trust, or an equivalent amount, to the Board and provision of an additional \$55,000,000 to the Board as set forth in section VI of this Agreement. This endowment will be managed by a seven-person management committee consisting of the presidents of ASU, JSU and MVSU, the Commissioner of Higher Education, two Board members (the president and the president's designee), and a member to be agreed upon by the other six members of the management committee. The income from investment of the endowment will be allocated 28.3% to ASU, 43.4% to JSU, and 28.3% to MVSU. ASU, JSU, and MVSU will be required to utilize such income for other-race marketing and recruitment, including employment of

other-race recruiting personnel and award of other-race student scholarships. The universities may also expend such income on the new academic programs and enhancements identified in section III above. Principal shall never be invaded.

This public endowment is to be managed by the committee and remain under the control of the Board until such time as the historically black university attains a total headcount other-race<sup>2</sup> enrollment of 10% and sustains such a 10% other-race enrollment for a period of three consecutive years. When the historically black university attains such a 10% other-race enrollment, the Board shall transfer to the university its pro rata share of the then existing principal of this endowment. The university's share of principal shall be the same percentage as utilized in the distribution of endowment income. The transfer shall be made as of June 30 of the fiscal year in which the university attained the requisite 10% other-race enrollment for the third consecutive year. If the transfer of endowment principal is made before the endowment is fully funded, subsequent funding of the endowment will be provided directly to the university rather than to the Board.

After transfer of endowment principal, the university shall have the discretion to direct investment of the principal and to expend the income for sound academic purposes such as faculty compensation, academic program enhancements and student scholarships. The university shall be required to submit annually to the Board the budgets for expenditure of such income.

---

<sup>2</sup> In this Agreement "other-race" refers to persons who are not African-American.

Should any historically black university not achieve the 10% headcount level set forth above by the fall semester of 2018, the income from the endowment shall continue to be allocated to the university upon a determination by the Board each year that said university is making a good faith effort to increase other-race enrollment until such enrollment reaches the 10% level. Showing of a good faith effort shall include, among other factors, the plans, expenditures, and activities addressing other-race recruitment and retention. Upon achievement of the 10% level, the endowment income shall be vested in the university.

(b) Private endowment. The Board will undertake to establish a privately-funded endowment over a seven-year period in the amount of \$35,000,000. This endowment will be managed by the same seven-person management committee managing the public endowment identified in paragraph (a) above. The income from investment of the endowment will be allocated 28.3% to ASU, 43.4% to JSU, and 28.3% to MVSU. ASU, JSU, and MVSU are to utilize such income for the same purposes as the above-described public endowment. Principal shall never be invaded. The Board covenants to use its best efforts to obtain the necessary pledges totaling \$35,000,000, but the inability to do so shall not be cause for setting aside this Agreement or for the imposition of any additional obligations on the Board.

The privately-funded endowment is to be managed by the committee and remain under the control of the Board until such time as the historically black university attains a total headcount other-race enrollment of 10% and sustains such a 10% other-race enrollment for a period of three years. When the historically black university attains such a 10% other-



race enrollment, the Board shall transfer to the university's private foundation the university's pro rata share of the then existing principal of this endowment. The university foundation's share of principal shall be the same percentage as utilized in the distribution of endowment income. The transfer shall be made as of June 30 of the fiscal year in which the university attained the requisite 10% other-race enrollment for the third consecutive year. If the transfer of endowment principal is made before the endowment is fully funded, subsequent donations will be made directly to the university's private foundation rather than to the Board. After transfer of endowment principal, the university foundation shall have the discretion to direct investment of the principal and to expend the income; provided, however, that the expenditures must be for sound academic purposes such as faculty compensation, academic program enhancements and student scholarships.

Should any historically black university not achieve the 10% headcount level set forth above by the fall semester of 2018, the income from the endowment shall continue to be allocated to the university upon a determination by the Board each year that said university is making a good faith effort to increase other-race enrollment until such enrollment reaches the 10% level. Showing of a good faith effort shall include, among other factors, the plans, expenditures, and activities addressing other-race recruitment and retention. Upon achievement of the 10% level, the endowment income shall be vested in the university.

#### **V. Capital Improvements.**

(a) The capital improvement projects identified below are hereby authorized for the respective universities in the estimated amounts indicated. Total funding for such

facilities and projects may not exceed \$75 million. Such funding is to be provided over time as set forth in section VI of this Agreement.

Alcorn State University:

- (i) Equipment for MBA program in Natchez (\$1.1 million);
- (ii) New fine arts center in Natchez (\$9.0 million);
- (iii) Repair and renovation of Dumas Hall to assist in pursuit of accreditation of business program (Lorman) (\$3.5 million);
- (iv) Purchase of property to improve security and access to Lorman campus (\$1.0 million); and
- (v) Biotechnology building (Lorman) (\$10.5 million).

Jackson State University:

- (i) Engineering building (\$20.0 million); and
- (ii) Allstate building (\$3.3 million).

Mississippi Valley State University:

- (i) Library enhancements (\$5.0 million);
- (ii) Science and technology building (\$16.7 million);
- (iii) Landscape and drainage (\$3.0 million); and
- (iv) Repairs and renovations (\$1.9 million).

(b) The cost estimates for the anticipated projects broadly described in paragraph (a) above are estimates only which have not been fully substantiated. Final project authorization will be dependent on university provision of complete details of project scope and the associated costs by category. If the final capital expenditure authorization for a

project is less than that presently estimated, the Board will dedicate that difference to other capital projects at that university. In no event, however, will the Board, or the State, be obligated under this Agreement to provide an amount of capital funds greater than that set forth in paragraph (a) above, or under circumstances different than set forth in section VI below. The order of project implementation is to be in the discretion of the Board. Further, because funding is to be provided through fiscal year 2006, the Board reserves the right to substitute capital projects, in consultation with the presidents of the historically black universities, for those presently identified should future circumstances so warrant.

#### **VI. Funding.**

The Board follows established procedures in making annual requests of the State Legislature for funding of the IHL system's operational and capital improvements needs. In addition to such regular funding, the State Legislature is expected to provide the special funding necessary to implement the commitments contained in this Agreement. Except for the private endowment referenced in section IV of this Agreement, all funds necessary to implement every commitment in this Agreement must come from, and only from, (i) State bond revenues earmarked as "*Ayers* bond revenues," and (ii) special legislative appropriations earmarked as "*Ayers* settlement funds" – and not from other State bond revenues or legislative appropriations for public higher education. It is specifically agreed and understood that the designated special *Ayers* funding arising out of this Agreement does not supplant regular funding for ASU, JSU, and MVSU.

The Board will seek, and the State Legislature is expected to provide, special *Ayers*

funding<sup>3</sup> as follows:

(a) Summer Developmental Program. Commencing with fiscal year 2002 and ending no later than fiscal year 2011, annual *Ayers* appropriations are to be provided to the Board in the amounts of \$500,000 in fiscal years 2002 through 2006 and \$750,000 in fiscal years 2007 through 2011 for establishment of the student financial assistance pool identified in section II above.

(b) Academic Programs. Commencing with fiscal year 2002, annual *Ayers* appropriations are to be provided to ASU, JSU and MVSU for a period of 17 years in the total amount of \$245,880,000 for the purposes identified in section III above. For fiscal year 2002, the total annual appropriation will be \$16,946,000, which will be allocated \$3,112,000 to ASU, \$10,485,000 to JSU and \$3,349,000 to MVSU. Thereafter, total annual *Ayers* appropriations will be provided and allocated to each historically black university as follows:

	<u>FY 2003 - FY 2008</u>	<u>FY 2009 - FY 2014</u>	<u>FY 2015 - FY 2018</u>
ASU	\$ 4,350,000	\$ 2,900,000	\$ 1,450,000
JSU	\$11,500,000	\$ 7,667,000	\$ 3,833,000
MVSU	\$ <u>4,350,000</u>	\$ <u>2,900,000</u>	\$ <u>1,450,000</u>
Total	\$20,200,000	\$13,467,000	\$ 6,733,000

(c) Public Endowment. The public endowment specified in section IV(a) above in the total amount of \$70 million is to be created over 14 years as follows: Commencing with fiscal year 2002, the Legislature is to appropriate to the Board \$5,000,000 per year for

---

<sup>3</sup> Attached hereto as exhibit A is a summary schedule of the special *Ayers* funding more fully described in the text.

11 years, for a total of \$55,000,000, from interest earned on the Working Cash-Stabilization Reserve Fund existing pursuant to *Miss. Code Ann.* § 27-103-203. After the eleventh year, the *Ayers* Endowment Trust of \$15,000,000 presently existing within the Working Cash-Stabilization Reserve Fund pursuant to *Miss. Code Ann.* § 37-101-27 will be terminated through special appropriations of \$5,000,000 annually for three years to the Board, or to ASU, JSU or MVSU directly if the other-race enrollment requirements specified in section IV(a) above have been met at that time.

From fiscal year 2002 through fiscal year 2012, ASU, JSU and MVSU will continue to receive the income attributable to the funds earmarked as the *Ayers* Endowment Trust. Such income will be allocated to each university for expenditure consistent with the provisions of section IV(a) above. Further, as the public endowment is established over time pursuant to section IV(a) above, ASU, JSU and MVSU will receive the income from investment of the endowment annually.

(d) Capital Improvements. Commencing with fiscal year 2002 and continuing through fiscal year 2006, the State is to provide \$15,000,000 per year, for a total of \$75,000,000, to the Board for implementation of capital improvement projects identified in section V of this Agreement. Priorities for the allocations of such funds among ASU, JSU and MVSU will be determined by the Board in consultation with the presidents of these universities. The parties recognize that the total funding for capital improvements of \$75,000,000 may be allocated by the Board on some basis other than \$15,000,000 annually to assure educationally sound expenditure of the funds.

(e) July 6, 2000 Order. The \$3.6 million frozen by the District Court's July 6, 2000 order is to be released. Such funds are to be divided equally between ASU and MVSU. These funds are to be used for the purposes identified in section III of this Agreement.

(f) Attorneys' fees. The Board deposited \$250,000 in the registry of the United States District Court for the Northern District of Mississippi pursuant to the District Court's December 19, 2000 order addressing interim attorneys' fees. The Clerk has disbursed this sum to the private plaintiffs pursuant to the December 19, 2000 order. Such \$250,000 sum is to be applied to the Board's obligation to pay attorneys' fees addressed in section IX below.

Additionally, pursuant to section IX below and within 60 days of this Agreement having become final as provided in section X below, the State Legislature is to provide \$1,000,000 to the Board for payment of attorneys' fees. Thereafter, in fiscal year 2004, the State Legislature is to provide an additional \$1,250,000 to the Board for complete satisfaction of the total attorneys' fees maximum obligation of \$2,500,000. Payments by the Board of such attorneys' fees will be made as set forth in section IX below.

## **VII. JSU as a Comprehensive University.**

JSU presently offers a broad array of academic programs which include professional programs and graduate programs through the doctoral level. JSU is assuming a leadership role within Mississippi higher education in the field of public health, JSU's service area is greater than the Jackson metropolitan area, and JSU is significantly involved in organized research activities. Accordingly, the Board agrees that JSU should be recognized as a

comprehensive university.

It is agreed by the parties that JSU's use of the comprehensive description does not imply any change in JSU's institutional mission classification. Institutional mission designations are not being addressed by this Agreement. The Board reserves the right in its sole discretion to hereafter change the mission classifications of any or all universities.

Such additional programs, facilities and other resources to which JSU is entitled because of and arising out of this comprehensive recognition are set forth in this Agreement. Nothing herein shall prevent JSU from hereafter submitting for consideration by the Board academic programs consistent with this comprehensive recognition. The Board reserves the right to allocate programs, facilities and resources to the institutions of higher learning on the basis of the availability of resources and in conformity with the Board's overall responsibility to supervise and control the institutions of higher learning.

#### **VIII. Mississippi Veterans Memorial Stadium and the Universities Center.**

Mississippi Veterans Memorial Stadium is to be designated as the home of the JSU Tigers. Membership on the Mississippi Veterans Memorial Stadium Commission will be afforded to the president of JSU or his designee. The State Legislature is expected to enact the legislation necessary to effect these changes. The Stadium Commission should provide appropriate signage.

Subject only to the Board, JSU is to have control over the facility often referred to as the Universities Center.

**IX. Attorneys' Fees.**

On securement of the requisite funding from the State Legislature, the Board agrees to pay to private plaintiffs attorneys' fees, costs and expenses of \$2,500,000. This total of \$2,500,000 includes the interim attorneys' fee of \$250,000 previously deposited in the registry of the United States District Court for the Northern District of Mississippi pursuant to the District Court's December 19, 2000 order addressing interim attorneys' fees. The class representative (Congressman Thompson) and Class counsel Byrd, Derfner and Pressman specifically represent that North Mississippi Rural Legal Services, The Center for Law and Education, and Alvin O. Chambliss, Jr. have knowledge of these provisions (i) that the *Ayers* defendants' obligations for attorneys' fees, costs and expenses will be fully satisfied on payment of \$2,500,000 as provided in this section IX and section VI above, and (ii) that no present or former counsel for the Class, or member of the Class, may seek attorneys' fees, costs and expenses other than as set forth in this Agreement.

Payments by the Board of such attorneys' fees will be in accordance with the schedule stipulated in section VI above. The Board will make such payments into the registry of the United States District Court for the Northern District of Mississippi. The Clerk will in turn disburse such funds as directed by the District Court.

**X. Dismissal of Action and Settlement Implementation.**

**A. Parties' Approval of Agreement.**

The actions promised in this Agreement are solely to achieve a compromise settlement of claims asserted by the Class and the United States and disputed by the Board and other



defendants. The Agreement constitutes the entire agreement among the parties. No representations, warranties or inducements have been made to any party concerning the Agreement other than those memorialized herein. The Class Representative, Class Counsel, and the defendants, and each of them, shall represent that the Agreement is fair and reasonable and is the result of arms-length negotiations.

All parties and counsel shall use their best efforts to cause the District Court to give preliminary approval to the Agreement as promptly as possible, to take all steps contemplated by the Agreement to effectuate the Agreement on the stated terms and conditions and, further, to obtain final approval of the Agreement. Specifically, the Class Representative and Class Counsel agree to recommend the settlement contained in the Agreement as being in the best interests of the Class Members under the circumstances. No Class Member, however, other than the Class Representative, shall be precluded from questioning or objecting to the Agreement at the hearing for final approval thereof by the Court, notwithstanding Class Counsel's recommendation. The parties and their counsel agree not to solicit, request, or advise Class Members to object to the Agreement or to arrange representation for Class Members objecting to the Agreement.

**B. Preliminary Court Approval of Agreement.**

Promptly after execution of this Agreement, but in no event later than 10 days after the execution of this Agreement, the parties by joint motion shall submit the Agreement to the District Court requesting that the Court enter an order granting preliminary approval of the Agreement. The District Court shall be requested to direct the giving of notice to the

Class and to schedule a fairness hearing. In the event the Court declines to preliminarily approve the Agreement, or to find the Agreement provides an adequate basis for issuing notice and scheduling a fairness hearing, then the entire Agreement shall become null and void unless the parties promptly agree in writing to other mutually satisfactory settlement provisions and agree to proceed with the Agreement, subject to approval by the Court.

**C. Final Judgment.**

At the final hearing on fairness, adequacy, and reasonableness of the settlement as set forth in this Agreement, the parties, and each of them, agree to cooperate in good faith to achieve the expeditious approval of the settlement, and shall request the Court to grant final approval of the Agreement and to enter judgment thereon (“Judgment”). In order to satisfy the requirements of the Agreement, the Judgment must include, by specific statement or by reference to the Agreement to the extent permitted by law and the rules of court, provisions which:

1. Affirm certification of the proceeding as a class action pursuant to Rule 23 of the Fed. R. Civ. P. with the Class as previously defined by the Court;
2. Find that the notice given to Class Members satisfied the requirements of both Rule 23, Fed. R. Civ. P., and due process, and that the Court has jurisdiction over the Class;
3. Find that the Agreement is fair, adequate, and reasonable in all respects;
4. Find that the Class Representative, and all Class Members, have released all claims, all as set forth in the Agreement;

5. Order that the State shall implement the Settlement Agreement, including providing the funding designated in section VI and exhibit A to this Agreement;
6. Incorporate the Agreement within the Judgment to enable the District Court to exercise jurisdiction over any subsequent dispute involving the Agreement;
7. Find that on judicial approval of the Agreement, including the commitments contained therein, the defendants, and the State of Mississippi, shall be in full compliance with the law, and that, therefore, there are no continuing State policies or practices, or remnants, traceable to *de jure* segregation, with present discriminatory effects which can be eliminated, altered or replaced with educationally sound, feasible and practical alternatives or remedial measures; and, further, that this finding shall extend to all facets of the case and to all facets of public higher education under the direction, supervision or control of the Board;
8. Dismiss on the merits and with prejudice (i) all claims set forth in the complaint, as amended, (ii) all claims set forth in the complaint-in-intervention, and (iii) all claims of racial discrimination asserted before the Court throughout the pendency and trials of the action including, without limitation, claims of system or institutional aspects, features, policies and practices alleged to be remnants of the *de jure* system. (*See* 879 F. Supp. at 1496, et seq.).

**D. Finality of Agreement.**

This Agreement shall become final upon the occurrence of all of the following three events: (i) approval of the Agreement in all respects by the District Court as required by Rule 23(e) of the Fed. R. Civ. P.; (ii) entry of the Judgment as provided for above; and (iii) expiration of the time for appeal or to seek permission to appeal from the District Court's

approval of the Agreement and entry of Judgment or, if the Judgment is appealed, affirmance of the approval of the Agreement and the Judgment in their entirety by the court of last resort to which such appeal has been taken with such affirmance no longer being subject to further appeal or review.

The Agreement shall be binding upon the successors and assigns of the parties and shall inure to their benefit.

**E. Dismissal of Appeal.**

On this Agreement becoming final as set forth in subsection D above, the appeal pending before the United States Court of Appeals for the Fifth Circuit from the District Court's order of November 29, 1999, addressing the University of Southern Mississippi – Gulf Coast shall be dismissed with prejudice.

**F. Enforcement.**

The parties, including each Class Member, irrevocably submit to the exclusive jurisdiction of the United States District Court for the Northern District of Mississippi, any suit, action, proceeding or dispute arising out of or relating to the Agreement (including any alleged nonperformance of the Agreement or the Judgment) or to the applicability of the Agreement. All parties agree that the District Court has complete jurisdiction and power to enforce this Agreement. The parties intend by this paragraph to vest the District Court with full jurisdiction for enforcement as contemplated by the case of *Kokkonen v. Guardian Life Ins. Co.*, 511 U.S. 375 (1994).

**G. Disclosure of Agreement Implementation.**

No later than October 1 of each year, the Board, through counsel, shall provide to lead counsel for the private plaintiffs and counsel for the United States line item reports reflecting the following: (i) *Ayers* bond revenues and settlement funds requested; (ii) *Ayers* bond revenues and settlement funds obtained; (iii) *Ayers* bond revenues and settlement funds expended; (iv) institutional enrollments by race at each public university; (v) by race and university, the number of participants in the summer program, the number of participants satisfactorily completing the program, and the number of successful participants enrolling in the following fall term; (vi) by race and university, the number of persons receiving funding pursuant to section II of this Agreement, the total amount of funding received by each university and the standards used in distributing the funds; (vii) by university, the facilities projects receiving funding under section V of this Agreement, together with identification of those projects completed; (viii) by university, the academic programs receiving funding under section VI(b) of this Agreement; and (ix) the amount of private endowment raised and the amounts of public and private endowment income distributed to each university pursuant to section IV of this Agreement. Such annual disclosures will address the specified items regarding the immediately preceding fiscal year and will also include a cumulative summary of such items to date.

**H. Effect of Non-Approval, Cancellation and Termination of Agreement.**

If the District Court does not enter an order preliminarily approving settlement, or does not enter the final Judgment contemplated by this Agreement, or if the Court enters the


Judgment and appellate review is sought, and upon appellate review such Judgment is reversed, or is modified so as to change any of the material terms of the Agreement, then the Agreement shall be automatically canceled and terminated unless the parties hereto otherwise agree at such time.

If the Agreement is not approved or is canceled or terminated, or fails to become effective for any reason, then the parties to the Agreement shall each be deemed to have its or their respective status as of the date and time immediately prior to the Agreement, and the parties shall proceed in all respects as if the Agreement and any related orders had never been executed or entered.

In the event the Agreement is not approved, or is canceled or terminated, or fails to become effective for any reason, then the Agreement shall be void and have no continuing effect, and no reference to the fact of an Agreement or the terms thereof shall be made in the District Court, or in any other court, nor sought to be used by any person in any proceeding against any of the defendants as an admission or indication or evidence of any constitutional or statutory or regulatory violation.

Executed this 29<sup>th</sup> day of March, 2001, by the persons and entities set forth below.

THE PRIVATE PLAINTIFFS

By:   
Bennie G. Thompson, Individually  
and as Class Representative on Behalf  
of the Class

THE UNITED STATES OF AMERICA

By: John R. Moore

William R. Yeomans  
Acting Assistant Attorney General  
John R. Moore  
Special Litigation Counsel  
LeVern M. Younger  
K. Heshima White  
Attorneys  
U. S. Department of Justice  
Civil Rights Division


Ronnie Musgrove  
RONNIE MUSGROVE  
Governor, State of Mississippi

Mike Moore  
MIKE MOORE  
Attorney General, State of Mississippi

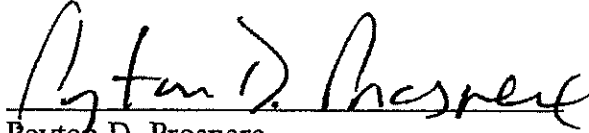
THE BOARD OF TRUSTEES OF STATE  
INSTITUTIONS OF HIGHER LEARNING

By: Carl Nicholson, Jr.  
Carl Nicholson, Jr., President

APPROVED:



Isaac K. Byrd, Jr.  
Robert Pressman  
Armand Derfner  
COUNSEL FOR THE CLASS



Peyton D. Prospere  
COUNSEL FOR THE GOVERNOR



William F. Goodman, Jr.  
Paul H. Stephenson, III  
Watkins & Eager PLLC  
Jackson, Mississippi  
COUNSEL FOR THE BOARD OF  
TRUSTEES OF STATE INSTITUTIONS  
OF HIGHER LEARNING



**Summary Schedule of Ayers Funding<sup>1</sup>**  
**Fiscal Years 2002 - 2018**

	<u>FY</u> <u>2002</u>	<u>FY</u> <u>2003</u>	<u>FY</u> <u>2004</u>	<u>FY</u> <u>2005</u>	<u>FY</u> <u>2006</u>	<u>FY</u> <u>2007</u>
Student Fin'l Assistance	\$ 500	\$ 500	\$ 500	\$ 500	\$ 500	\$ 750
Academic Programs	16,946	20,200	20,200	20,200	20,200	20,200
Public Endowment	5,000	5,000	5,000	5,000	5,000	5,000
Capital Improvements	15,000	15,000	15,000	15,000	15,000	-
Attorneys' Fees	<u>1,000</u>	<u>-</u>	<u>1,250</u>	<u>-</u>	<u>-</u>	<u>-</u>
<b>Total</b>	<b>\$ 38,446</b>	<b>\$ 40,700</b>	<b>\$ 41,950</b>	<b>\$ 40,700</b>	<b>\$ 40,700</b>	<b>\$ 25,950</b>

	<u>FY</u> <u>2008</u>	<u>FY</u> <u>2009</u>	<u>FY</u> <u>2010</u>	<u>FY</u> <u>2011</u>	<u>FY</u> <u>2012</u>	<u>FY</u> <u>2013</u>
Student Fin'l Assistance	\$ 750	\$ 750	\$ 750	\$ 750	-	-
Academic Programs	20,200	13,467	13,467	13,467	13,467	13,467
Public Endowment	5,000	5,000	5,000	5,000	5,000	-
Capital Improvements	-	-	-	-	-	-
Attorneys' Fees	<u>-</u>	<u>-</u>	<u>-</u>	<u>-</u>	<u>-</u>	<u>-</u>
<b>Total</b>	<b>\$ 25,950</b>	<b>\$ 19,217</b>	<b>\$ 19,217</b>	<b>\$ 19,217</b>	<b>\$ 18,467</b>	<b>\$ 13,467</b>

---

<sup>1</sup> Dollars stated in thousands.

**Summary Schedule of Ayers Funding  
Fiscal Years 2002 - 2018 (Cont'd)**

	<u>FY 2014</u>	<u>FY 2015</u>	<u>FY 2016</u>	<u>FY 2017</u>	<u>FY 2018</u>	<u>17-Year Total</u>
Student Fin'l Assistance	-	-	-	-	-	\$ 6,250
Academic Programs	13,467	6,733	6,733	6,733	6,733	245,880
Public Endowment	-	-	-	-	-	55,000 <sup>2</sup>
Capital Improvements	-	-	-	-	-	75,000
Attorneys' Fees	<u>-</u>	<u>-</u>	<u>-</u>	<u>-</u>	<u>-</u>	<u>2,250</u>
Total	\$ 13,467	\$ 6,733	\$ 6,733	\$ 6,733	\$ 6,733	\$ 384,380
Funding thru FY 2001						<u>83,856<sup>3</sup></u>
Total Public Funding						\$ 468,236
Privately Funded Endowment						<u>35,000</u>
Total Settlement Funding						\$ <u>503,236<sup>4</sup></u>

<sup>2</sup> The total public endowment being created under the settlement is \$70,000,000. See footnote 3 addressing transfer of funds presently constituting the *Ayers* Endowment Trust.

<sup>3</sup> This total includes \$15,000,000 presently earmarked in the Working Cash-Stabilization Reserve Fund as the *Ayers* Endowment Trust. The designation as trust funds is to be removed in FY 2013 and \$5,000,000 is to be appropriated annually in fiscal years 2013, 2014 and 2015 to complete creation of the \$70,000,000 public endowment. The \$83,856,000 total also includes \$15,000,000 appropriated for property acquisition by JSU pursuant to paragraph 6 of the District Court's remedial decree and \$9,600,000 appropriated for construction of a facility in Natchez to house ASU's MBA program pursuant to paragraph 10 of the remedial decree. In addition to other funding under the remedial decree, the \$83,856,000 total further includes \$250,000 paid as interim attorneys' fees.

<sup>4</sup> This total does not include the income from the *Ayers* Endowment Trust or the income from the investment of the public and private endowments which ASU, JSU, and MVSU will be receiving over the 17-year period covered by the Settlement Agreement.