

In 2015, SREB faculty made **OVER \$9,000 PER YEAR MORE** than Mississippi faculty.



7.7% increase in degrees conferred during the last five years



Fall 2016 **Mississippi Public Universities (MPU)** Enrollment Highest in History: **82,654**



8 Main University Campuses



University of Mississippi Medical Center



23 Satellite Centers



17,102 degrees awarded in 2016

1,663 BUILDINGS

23% of State's Buildings

OVER 35 MILLION SQ. FT.

46% of State's GSF

Total Students in System

95,449

69.8%

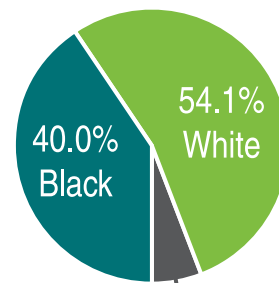
Mississippi Residents

866

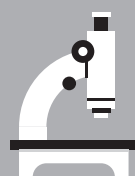
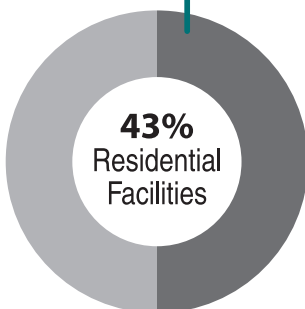
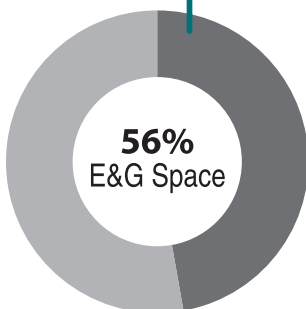


degree programs offered

Mississippi Residents in Universities



Buildings Over 25 Years Old



UMMC

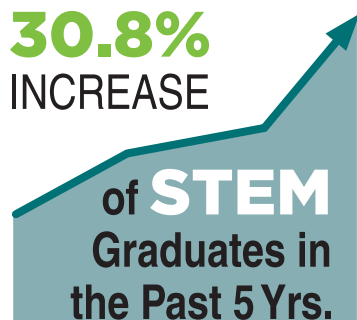
MS LEADER IN ADDRESSING HEALTHCARE ISSUES
28,000 Inpatient Admissions Each Year



\$422.0 Million Awarded to Universities in External Research Funding = **2,443 Projects**



\$95 MILLION saved through *energy consumption* and *efficiency efforts* since 2006



ALL GRADUATES




524 Doctoral Programs

501 Professional Programs



3,494 STEM



Updated: January 12, 2017